

Education Statistics in E-9 Countries

Mohammad Shafiqul Islam
Deputy Director
Bangladesh Bureau of Statistics
7-9 Jan, 2019

E-9 Countries

- The E9 is a forum of nine countries, which was formed to achieve the goals of UNESCO's Education For All (EFA) initiative.
- The “E” stands for education and the “9” represents the following nine countries:
 - ❑ Bangladesh, Brazil, China, Egypt, India, Indonesia, Mexico, Nigeria and Pakistan, representing over half of the world's population and 70% of the world's illiterate adults.
- E-9 initiative has become a forum for the countries to discuss their experiences related to education, exchange best practices, and monitor EFA-related progress.

Number of Countries by level of Education (ISCED) of E-9 Countries

| Country | Year | Students in primary education | | Students in secondary education | | Students in secondary TVE education | | Students in tertiary education | | Student Post Secondary non tertiary | | Total Student |
|----------------------------|------|-------------------------------|----------|---------------------------------|----------|-------------------------------------|----------|--------------------------------|----------|-------------------------------------|----------|---------------------|
| | | Total | % female | Total | % female | Total | % female | Total | % female | Total | % female | |
| Bangladesh | 2015 | 19067761 | 50.86 | 14,566,771 | 51.9 | 602,080 | 27.4 | 2,068,355 | 39.51 | 324854 | 20.65 | 36,027,741 |
| Brazil | 2014 | 15877501 | 50.16 | 24,224,945 | 50.5 | 898,666 | 55.9 | 8,072,146 | 55.52 | 1046340 | 55.79 | 49,220,932 |
| China | 2015 | 80854310 | 54.97 | 86,127,197 | 47.3 | 17,555,320 | 45.4 | 43,367,394 | 27.01 | 1218146 | 38.63 | 211,567,047 |
| Egypt | 2014 | 9220624 | 58.44 | 8,208,329 | 48.6 | 1,726,961 | 42.6 | 2,868,912 | 43.68 | 173184 | 42.72 | 20,471,049 |
| India | 2014 | 127894253 | 53.79 | 129,438,989 | 47.6 | 1,590,879 | 16.9 | 30,305,849 | 40.03 | 439517 | 69.14 | 288,078,608 |
| Indonesia | 2014 | 24941395 | 57.32 | 22,586,955 | 48.6 | 4,199,657 | 39.3 | 6,463,297 | - | - | - | 53,991,647+ |
| Mexico | 2014 | 12079823 | 59.22 | 12,993,322 | 50.8 | | | 3,419,391 | 44.18 | - | - | 28,492,536+ |
| Nigeria | 2013 | 18627576 | 48.4 | 12,532,753 | 46.8 | | | 1,513,371 | | - | - | 32,673,700+ |
| Pakistan | 2015 | 19846822 | 44.2 | 12,077,917 | 42.3 | 329,562 | 34.3 | 1,871,575 | | - | - | 33,796,314+ |
| Total Student (E-9) | | 328,410,065 | | 322,757,178 | | | | 99,950,290 | | 3202041+ | | 754,319,574+ |

Source: UNESCO Institute for Statistics, most recent year available +: Incomplete total

Number of teacher by level of Education (ISCED) of E-9 countries

| Country | Year | Teacher in primary education | | Teacher in secondary education | | Teacher in tertiary education | | Teacher Post secondary non - tertiary | | Total Teacher |
|---------------|------|------------------------------|----------|--------------------------------|----------|-------------------------------|----------|---------------------------------------|----------|---------------|
| | | Total | % female | Total | % female | Total | % female | Total | % female | |
| Bangladesh | 2015 | 527,798 | 59.55 | 378209 | 20.80 | 90428 | 17.59 | 7492 | 2218 | 1,003,927 |
| Brazil | 2014 | 795,014 | 89.64 | 1,451,313 | 65.16 | 425842 | 45.41 | 56069 | 25869 | 2,728,238 |
| China | 2015 | 5,889,014 | 62.60 | 6,234,124 | 50.85 | 1606554 | 45.13 | | | 13,729,692+ |
| Egypt | 2014 | 480,824 | 58.65 | 571,515 | 45.13 | 106577 | 44.41 | 11349 | 4764 | 1,170,265 |
| India | 2014 | 4,404,451 | 49.49 | 4,073,937 | 43.21 | 1238349 | 39.03 | 40653 | 23643 | 9,757,390 |
| Indonesia | 2014 | 1,801,909 | 62.09 | 1,459,756 | 53.11 | 258496 | 39.24 | - | - | 3,520,161+ |
| Mexico | 2014 | 533,675 | 67.63 | 805,868 | 42.13 | 349193 | - | - | - | 1,688,736+ |
| Nigeria | 2013 | 868,501 | - | 648,664 | - | - | - | - | - | 1,517,165+ |
| Pakistan | 2015 | 428,281 | - | 571,685 | - | - | - | - | - | 999,966+ |
| Total Teacher | | 15,729,467 | | 16,195,071 | | 4075439* | | 115563* | | 36,115,540+ |

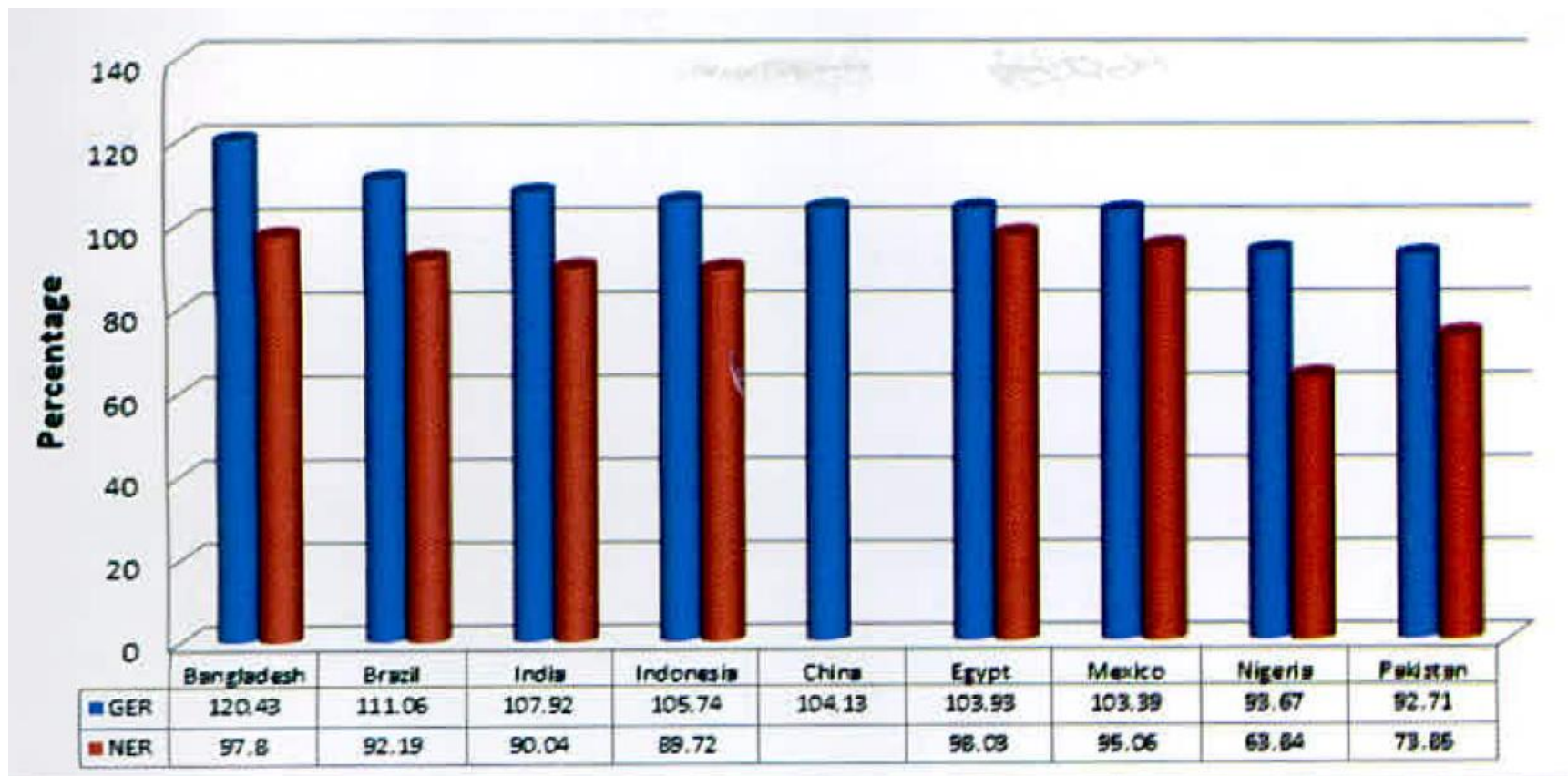
Source: UNESCO Institute for Statistics, most recent year available +: Incomplete total

Pre-primary and primary Education of E-9 Countries

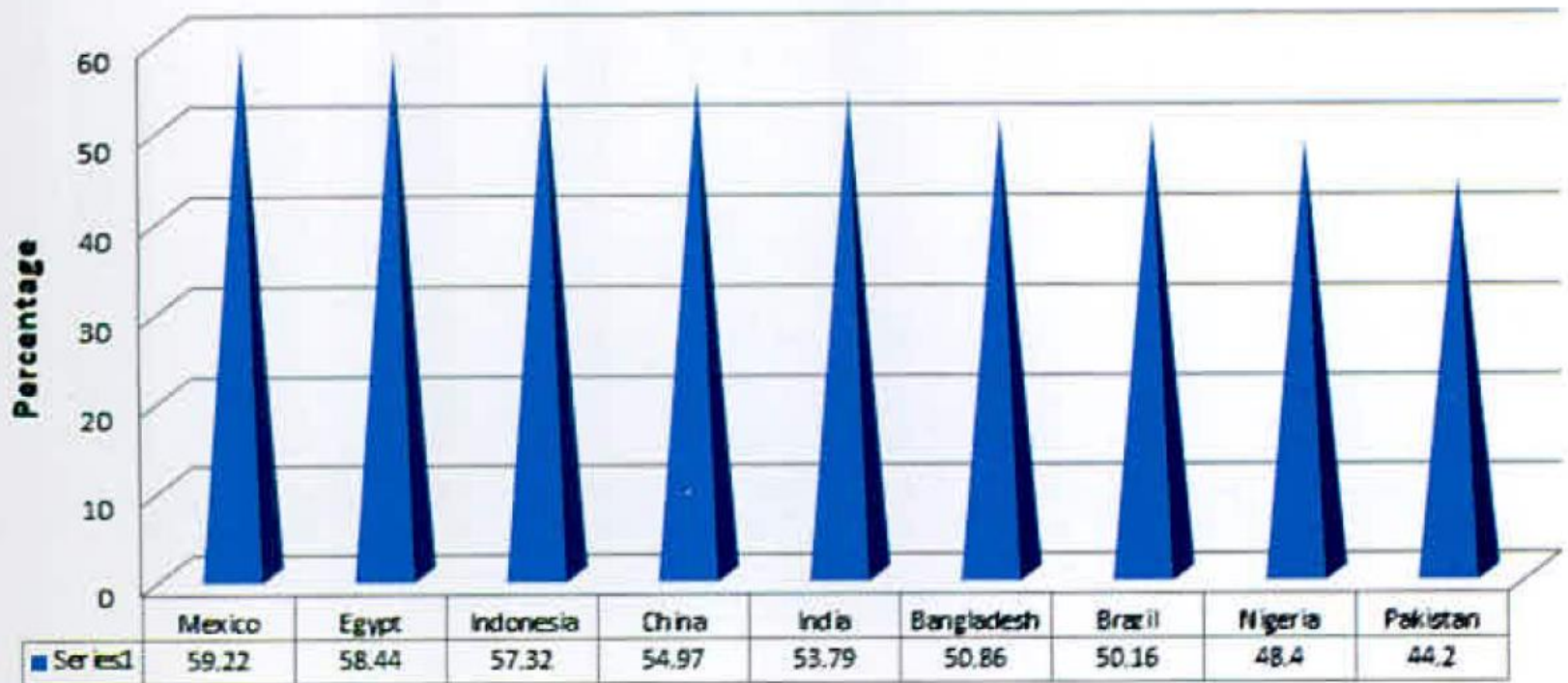
| Country | Year | Students in pre - primary education | | Students in primary education | | Teachers in total primary | GER in total primary | NER in total primary | School life expectancy (primary) - in years |
|------------|------|-------------------------------------|----------|-------------------------------|----------|---------------------------|----------------------|----------------------|---|
| | | Total | % female | Total | % female | | | | |
| Bangladesh | 2015 | 2,864,877 | 49.4 | 19,067,761 | 50.9 | 527,798 | 120.43 | 97.80 | 6.02 |
| Brazil | 2014 | 4,971,941 | 48.9 | 16,630,217 | 47.9 | 795,014 | 111.06 | 92.19 | 5.50 |
| China | 2015 | 40,507,145 | 46.3 | 95,958,037 | 46.3 | 5,889,014 | 104.13 | | 6.25 |
| Egypt | 2014 | 1,176,597 | 48.0 | 11,128,030 | 48.4 | 480,824 | 103.93 | 98.03 | 6.24 |
| India | 2014 | 8,967,362 | 45.7 | 137,808,906 | 49.9 | 4,404,451 | 107.92 | 90.04 | 5.40 |
| Indonesia | 2014 | 5,349,040 | 49.4 | 29,838,440 | 47.9 | 1,801,909 | 105.74 | 89.72 | 6.36 |
| Mexico | 2014 | 4,797,728 | 49.4 | 14,627,368 | 48.9 | 533,675 | 103.39 | 95.06 | 6.21 |
| Nigeria | 2013 | 5,176,074 | 48.9 | 26,167,545 | 48.4 | 868,501 | 93.67 | 63.84 | 5.62 |
| Pakistan | 2015 | 6,829,979 | 44.9 | 19,846,822 | 44.2 | 428,281 | 92.71 | 73.85 | 4.62 |

Source: Total Student(SAARC)

GER and NER of Primary Education of E-9 Countries



Percentage of girls in primary Education of E-9 countries



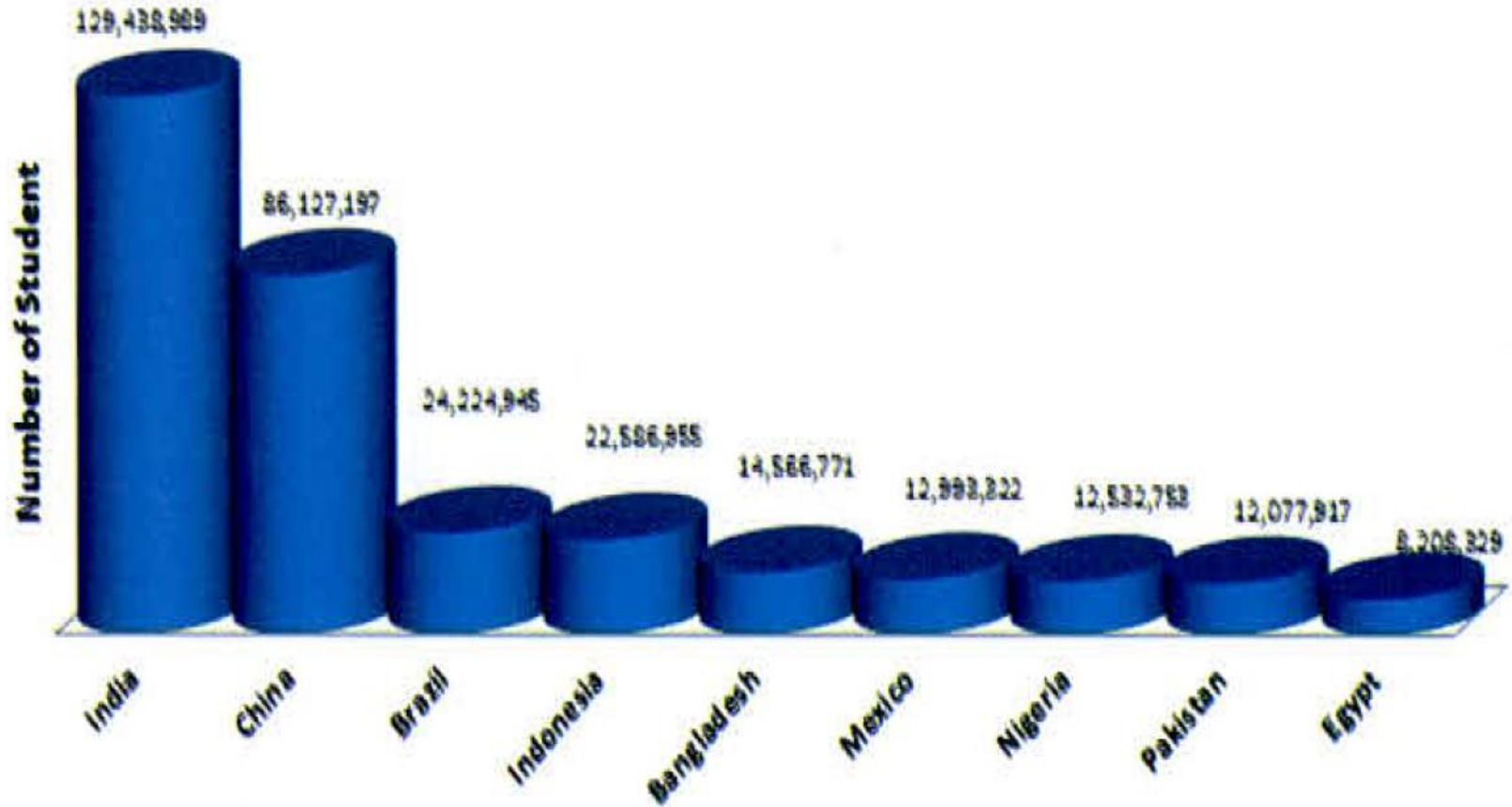
Secondary education (Grade 6-12) of E-9 countries

| Country | Year | Students in secondary education | | Students in secondary TVE education | | | Teachers in total secondary | GER in total secondary | NER in total secondary | School life expectancy (primary and secondary) in years |
|------------|------|---------------------------------|----------|-------------------------------------|----------|--------------------------------------|-----------------------------|------------------------|------------------------|---|
| | | Total | % female | Total | % female | % TVE to total students in secondary | | | | |
| Bangladesh | 2015 | 14,566,771 | 51.9 | 602,080 | 27.4 | 4.13 | 378209 | 63.52 | 52.24 | 10.47 |
| Brazil | 2014 | 24,224,945 | 50.5 | 898,666 | 55.9 | 3.71 | 1,451,313 | 101.95 | 82.83 | 12.68 |
| China | 2015 | 86,127,197 | 47.3 | 17,555,320 | 45.4 | 20.38 | 6,234,124 | 94.30 | | 11.91 |
| Egypt | 2014 | 8,208,329 | 48.6 | 1,726,961 | 42.6 | 21.04 | 571,515 | 86.10 | 81.86 | 11.41 |
| India | 2014 | 129,438,989 | 47.6 | 1,590,879 | 16.9 | 1.23 | 4,073,937 | 74.28 | 66.70 | 10.59 |
| Indonesia | 2014 | 22,586,955 | 48.6 | 4,199,657 | 39.3 | 18.59 | 1,459,756 | 82.47 | 75.02 | 11.31 |
| Mexico | 2014 | 12,993,322 | 50.8 | | | | 805,868 | 90.55 | | 11.75 |
| Nigeria | 2013 | 12,532,753 | 46.8 | | | | 648,664 | 55.70 | | 8.96 |
| Pakistan | 2015 | 12,077,917 | 42.3 | 329,562 | 34.3 | 2.73 | 571,685 | 44.53 | 43.96 | 7.74 |

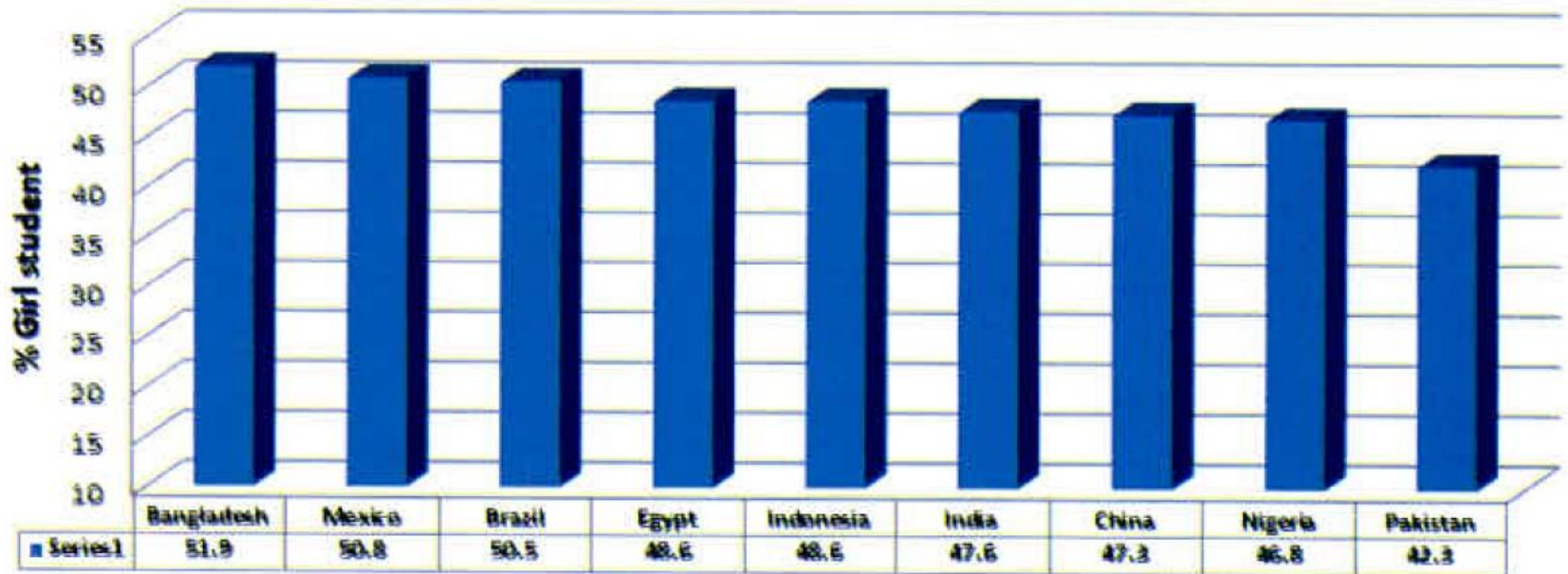
Qualifier symbols legend : * = National estimation

**= UIS estimation

Percentage of girl in primary Education of E-9 Countries



Percentage of girl in primary Education of E-9 Countries



Tertiary Education of E-9 Countries

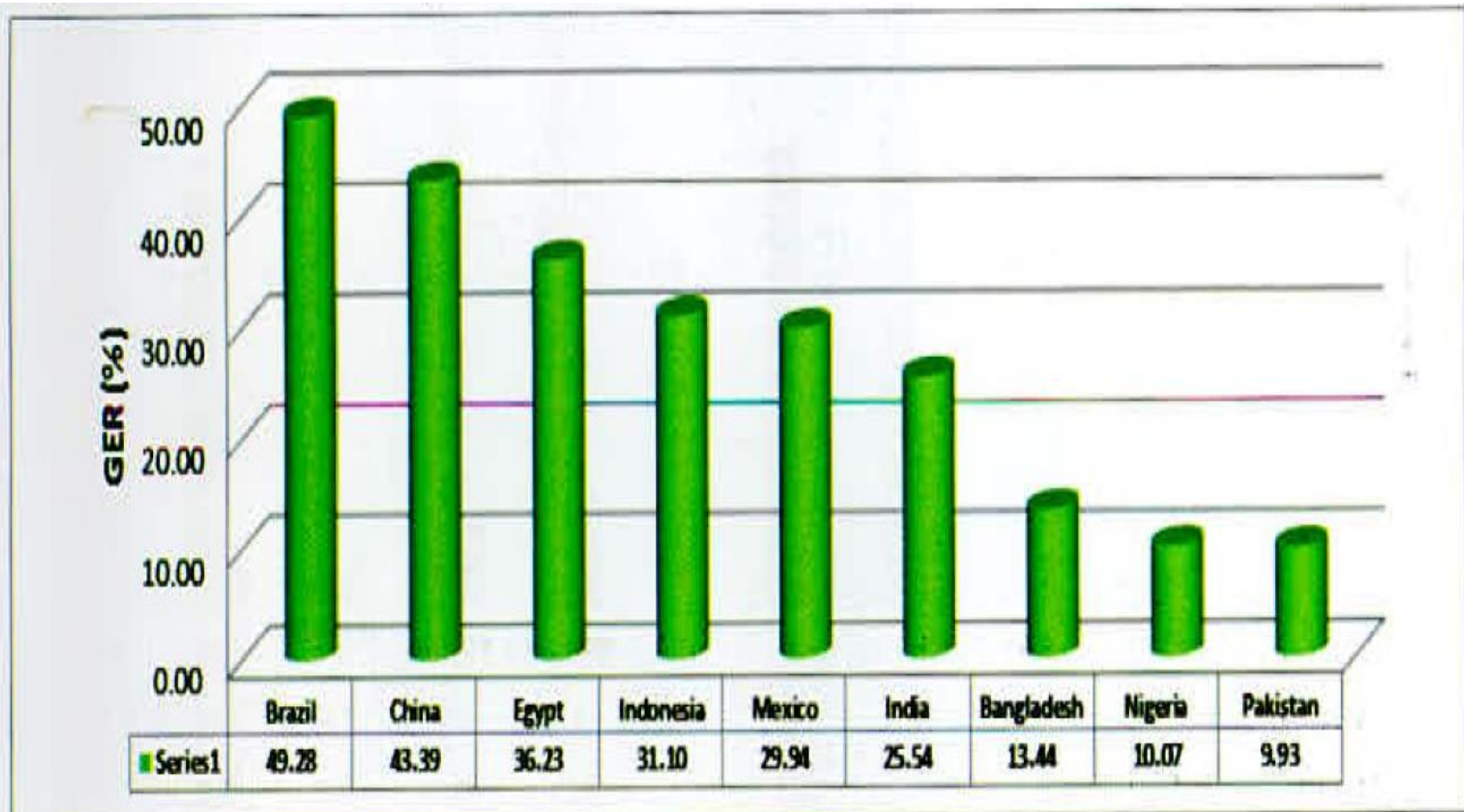
| Country | Year | Student in tertiary education | | | GER in tertiary, total | GPI of GER in tertiary | School life expectancy (tertiary)-in years |
|------------|------|-------------------------------|----------|-----------|------------------------|------------------------|--|
| | | Total | % female | % Private | | | |
| Bangladesh | 2014 | 2,068,355 | 41.7 | 43.0 | 13.44 | 0.74 | 0.67 |
| Brazil | 2014 | 8,072,146 | 57.3 | 73.3 | 49.28 * | 1.35 * | 2.28 * |
| China | 2015 | 43,367,394 | 51.5 | 13.5 | 43.39 | 1.19 | 2.15 |
| Egypt | 2015 | 2,868,912 | 48.0 | | 36.23 | 0.96 | 1.81 |
| India | 2014 | 30,305,849 | 47.1 | 55.3 | 25.54 | 0.98 | 1.28 |
| Indonesia | 2014 | 6,463,297 | 52.2 | 66.9 | 31.10 | 1.12 | 1.56 |
| Mexico | 2014 | 3,419,391 | 49.4 | 30.6 | 29.94 | 1.01 | 1.55 |
| Nigeria | 2011 | 1,513,371 | 40.2 | 6.4 | 10.07 | 0.71 | 0.50 |
| Pakistan | 2015 | 1,871,575 | 45.2 | 13.3 | 9.93 | 0.87 | 0.50 |

Source: UNESCO Institute for Statistics, most recent year available

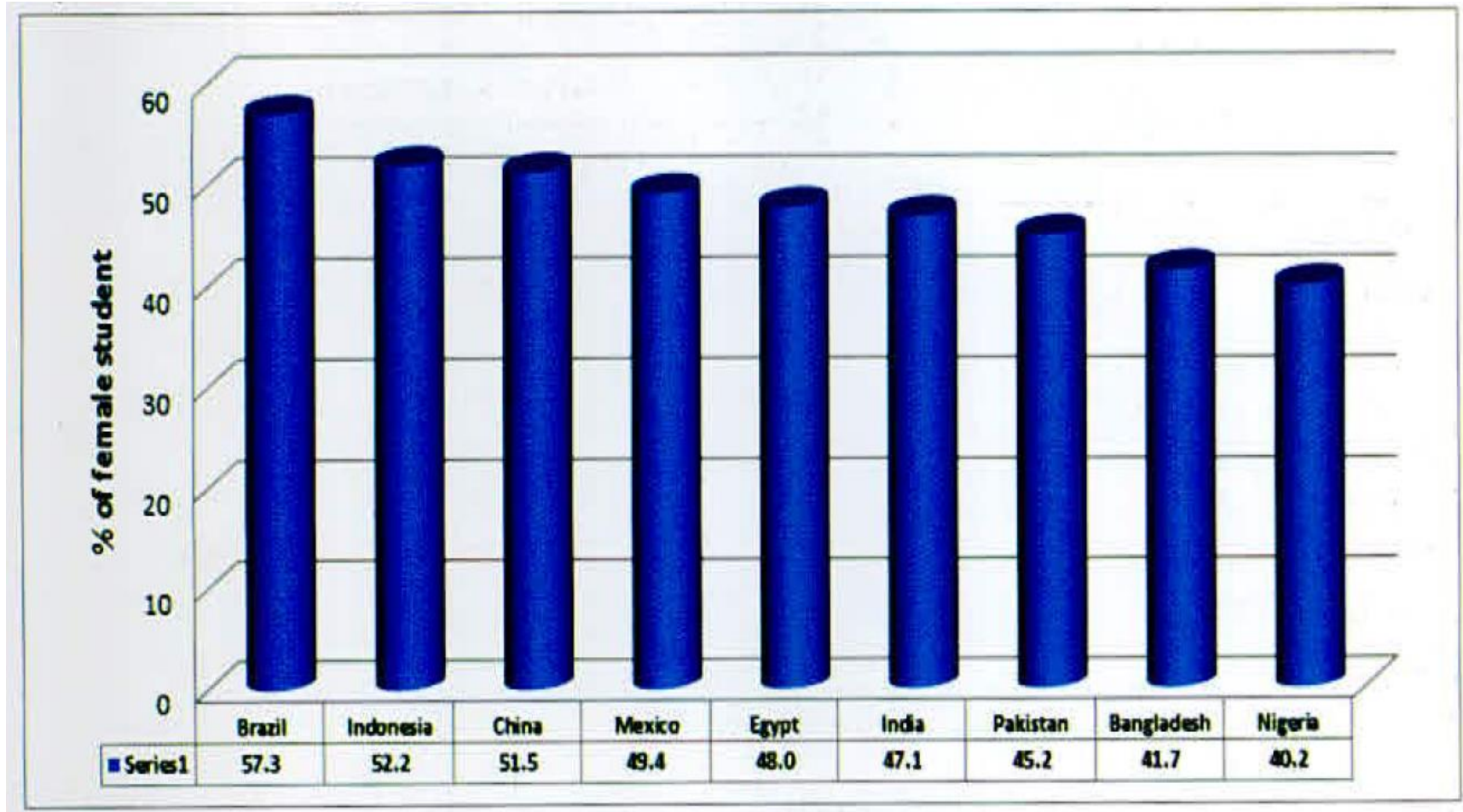
Qualifier symbols legend :

* = National estimation

GER in Tertiary, Total in E-9 Countries



Percentage of Female student in Tertiary Education in E-9 countries



Public expenditure on Education by nature of spending of E-9 countries

| Country | Total public expenditure | | |
|------------|--------------------------|---------------|-------------------------------|
| | Year | as a % of GDP | as a % government expenditure |
| Bangladesh | 2015 | 2.18 | 15.57 |
| Brazil | 2013 | 6.00 | 15.97 |
| China | 1999 | 1.90 | 12.63 |
| Egypt | 2008 | 3.76 | 10.51 |
| India | 2013 | 3.84 | 14.09 |
| Indonesia | 2014 | 3.29 | 17.67 |
| Mexico | 2012 | 5.17 | 18.67 |
| Nigeria | 2016 | | |
| Pakistan | 2015 | 2.66 | 13.19 |

Source: UNESCO Institute for Statistics, most recent year available