

# Environmental Statistics

**Sebahattin SARI**

**Head of Environment, Energy and Transport Statistics  
Department, TURKSAT**


**20-22 March 2017**

**QATAR**

# Contents

- Organization Chart
- Human Resources
- Official Environmental Statistics
- Production Process Calendar (PPC)

# Organization Chart



# Environmental Accounts Group & Water and Waste Statistics Group

Number of Staff (as of March 2017)

	Environmental Accounts Group	Water and Waste Statistics Group
<b>Total</b>	<b>15</b>	<b>13</b>
Engineers	5	6
Statisticians	6	5
Economists	4	2

# Official Environmental Statistics

Topic	Responsible Institution	Topic	Responsible Institution	Topic	Responsible Institution
Water abstraction and use	TurkStat	Packaging and packaging waste statistics	MoEU	Water resources statistics	MFWA
Wastewater statistics	TurkStat	Special waste statistics	MoEU	Biodiversity statistics	MFWA
Municipal waste statistics	TurkStat	Hazardous waste export statistics	MoEU	Protected areas	MFWA
Industrial waste statistics	TurkStat	Air pollutant emissions	MoEU	Climate statistics	MFWA
Medical waste statistics	TurkStat	Air quality statistics	MoEU	Desertification statistics	MFWA
Agricultural waste statistics	TurkStat	Environmental Impact assessment statistics	MoEU		
Greenhouse gas emissions	TurkStat	Environmental permits and licences statistics	MoEU		
Waste disposal and recovery facilities statistics	TurkStat	Marine pollution statistics	MoEU		
Monetary environmental accounts	TurkStat	Environmental audit statistics	MoEU		
Physical environmental accounts	TurkStat	Soil pollution statistics	MoEU		
		Noise statistics	MoEU		
		Natural assets statistics	MoEU		
		Protection of natural assets areal statistic	MoEU		

Topic	Responsible Institution
Disaster statistics	DEMP

**MoEU:** Republic of Turkey Ministry of Environment and Urbanization

**MFWA:** Republic of Turkey Ministry of Forestry and Water Affairs

**DEMP:** Republic of Turkey Prime Ministry Disaster and Emergency Management Presidency

# Official Environmental Statistics (cont.)

## Water and Soil Management Statistics

Water and Soil Management Statistics cover water, wastewater, soil pollution, and marine pollution statistics

- **Water statistics** cover the data related to water quality measurements at rivers and lakes, with coastal and transitional waters, water potential estimations and water supply, treatment and use statistics.
- **Wastewater statistics** are related with discharges to receiving bodies and treatment of wastewater.
- **Marine pollution statistics** cover measurement and monitoring data on marine pollution statistics which are obtained annually from the coast of country (Mediterranean, Aegean and Black Seas) as a Party to the Barcelona and Bucharest Conventions.
- **Soil pollution** statistics include the data obtained from point-source contaminated sites according to Soil Pollution Control and Point-Source Contaminated Sites Regulation.

# Official Environmental Statistics (cont.)

## Waste Statistics

- data related to all kinds of hazardous and non-hazardous waste generated, collected, disposed or recycled/recovered
- exports of hazardous waste
- physical composition of municipal waste
- packaging placed on the market produced throughout the country.
- the data on batteries considered a special class of waste,
- accumulators, lubricants, tires,
- production and import amounts of electrical and electronic equipment and instruments, and data on their waste.

# Official Environmental Statistics (cont.)

## Environmental Employment, Income and Expenditure Statistics

- data on the number and qualifications of the personnel employed in the environmental protection activities,
- the current and investment expenditures of all sectors for the environmental protection activities,
- together with subsidies on environmental protection,
- environmental taxes and incomes.



# Official Environmental Statistics

## 6. ENVIRONMENTAL STATISTICS

### 6.1. Water and Soil Management Statistics

Code	Sub Subject	Responsible Institution/ Organization	Related Institutions/ Organizations	Data Collecting Frequency	Dissemination Frequency	Dissemination Period	Data Collecting Methodology	Data Availability Status	Classifications Used	Estimation Level	Release Version	Explanation
6.1.1	Water Quality (Coastal Waters, River and Lake)	Ministry of Forestry and Water Affairs (DG for Water Management)	<ul style="list-style-type: none"> <li>Ministry of Environment and Urbanism (DG for Environmental Management)</li> <li>Ministry of Forestry and Water Affairs (DG for State Hydraulic Works)</li> <li>TURKSTAT</li> </ul>	Annually	Annually	t+9 months	Administrative Register	Partially available	-	25 Water Basin and Mediterranean, Black Sea, Marmara and Aegean coasts	Electronic media (doc, xls, pdf etc.), Publication	The data to be obtained from the determination, monitoring and classification studies for quality of all surface and groundwater including coastal and transitional waters, will be published in 2016.
6.1.2	Water Potential	Ministry of Forestry and Water Affairs (DG for State Hydraulic Works)	TURKSTAT	Annually	Annually	t+12 months	Administrative Register	Available	-	25 Water Basin	Electronic media (doc, xls, pdf etc.), Publication	-
6.1.3	Water Supply and Use Statistics	TURKSTAT	<ul style="list-style-type: none"> <li>Ministry of Forestry and Water Affairs (DG for State Hydraulic Works)</li> <li>Ministry of Environment and Urbanism (DG for Bank of Provinces)</li> <li>Ministry of Interior</li> </ul>	Once every 2 years	Once every 2 years	t+16 months	Survey, Administrative Register	Partially available	NACE Rev.2	Turkey, NUTS Level 3	Press release, Database	-
6.1.4	Wastewater Statistics	TURKSTAT	<ul style="list-style-type: none"> <li>Ministry of Forestry and Water Affairs (DG for State Hydraulic Works)</li> <li>Ministry of Environment and Urbanism (DG for Bank of Provinces)</li> <li>Ministry of Interior</li> </ul>	Once every 2 years	Once every 2 years	t+16 months	Survey, Administrative Register	Partially available	NACE Rev.2	Turkey, NUTS Level 3	Press release, Database	-
6.1.5	Marine Pollution Statistics	Ministry of Environment and Urbanism	<ul style="list-style-type: none"> <li>Ministry of Forestry and Water Affairs (DG for State Hydraulic Works)</li> <li>TURKSTAT</li> </ul>	Annually	Annually	t+7 months	Administrative Register	Available	-	Aegean, Mediterranean, Black Sea	Electronic media (doc, xls, pdf etc.), Publication	-
6.1.6	Soil Pollution Statistics	Ministry of Environment and Urbanism (DG for Environmental Management)	TURKSTAT	Annually	Once every 5 years	t+2 months	Administrative Register	New	-	Turkey, NUTS Level 3	Electronic media (doc, xls, pdf etc.), Publication	Data for the year 2014 and before will be released in 2015.

## 6.2. Waste Statistics

Code	Sub Subject	Responsible Institution/ Organization	Related Institutions/ Organizations	Data Collecting Frequency	Dissemination Frequency	Dissemination Period	Data Collecting Methodology	Data Availability Status	Classifications Used	Estimation Level	Release Version
6.2.1	Municipal Solid Waste Statistics	TurkStat	Ministry of Environment and Urbanisation (DG for Environmental Management)	Once every 2 years	Once every 2 years	t+11 months	Survey	Available	European Waste Classification	NUTS Level 3	Press release, Database
6.2.2	Industrial Waste Statistics	TurkStat	Ministry of Environment and Urbanisation (DG for Environmental Management)	Once every 2 years	Once every 2 years	t+12 months	Survey	Available	NACE Rev.2, European Waste Classification	Turkey	Press release
6.2.3	Medical Waste Statistics	TurkStat	<ul style="list-style-type: none"> <li>Ministry of Health</li> <li>Ministry of Environment and Urbanisation (DG for Environmental Management)</li> </ul>	Once every 2 years	Once every 2 years	t+11 months	Survey	Available	European Waste Classification	Turkey, NUTS Level 3	Press release
6.2.4	Waste Disposal And Recovery Facilities Statistics	TurkStat	<ul style="list-style-type: none"> <li>Ministry of Environment and Urbanisation (DG for Environmental Management)</li> <li>Ministry of Environment and Urbanisation (DG for Environmental Impact Assessment )</li> </ul>	Once every 2 years	Once every 2 years	t+12 months	Survey	Available	European Waste Classification	Turkey	Press release
6.2.5	Packaging and Packaging Waste Statistics	Ministry of Environment and Urbanisation (DG for Environmental Management)	<ul style="list-style-type: none"> <li>TurkStat</li> </ul>	Annually	Annually	t+14 months	Administrative Register	Available	European Waste Classification	Turkey	Press release
6.2.6	Special Waste Statistics (Batteries, accumulators, mineral and vegetable waste oil, etc.)	Ministry of Environment and Urbanisation (DG for Environmental Management)	<ul style="list-style-type: none"> <li>Ministry of Economy (DG for Product Safety and Inspection)</li> <li>Ministry of Customs and Trade (DG for Customs)</li> <li>TurkStat</li> </ul>	Annually	Annually	t+18 months	Administrative Register	Available	European Waste Classification, GTIP	Turkey	Press release
6.2.7	Hazardous Waste Export Statistics	Ministry of Environment and Urban Planning (DG for Environmental Management)	<ul style="list-style-type: none"> <li>Ministry of Economy (DG for Product Safety and Inspection)</li> <li>Ministry of Customs and Trade (DG for Customs)</li> <li>TurkStat</li> </ul>	Annually	Annually	t+13 months	Administrative Register	Available	European Waste Classification, GTIP	Turkey	Press release

# Environmental Statistics at TurkStat

Framework: OECD core set of environmental data and indicators since 1990

## Main environmental topics:

- air emissions
- water
- wastewater
- waste
- environmental employment
- environmental expenditure and revenues
- environmental accounts

# PRODUCTION PROCESS CALENDAR (PPC)

# PRODUCTION PROCESS CALENDAR (PPC)

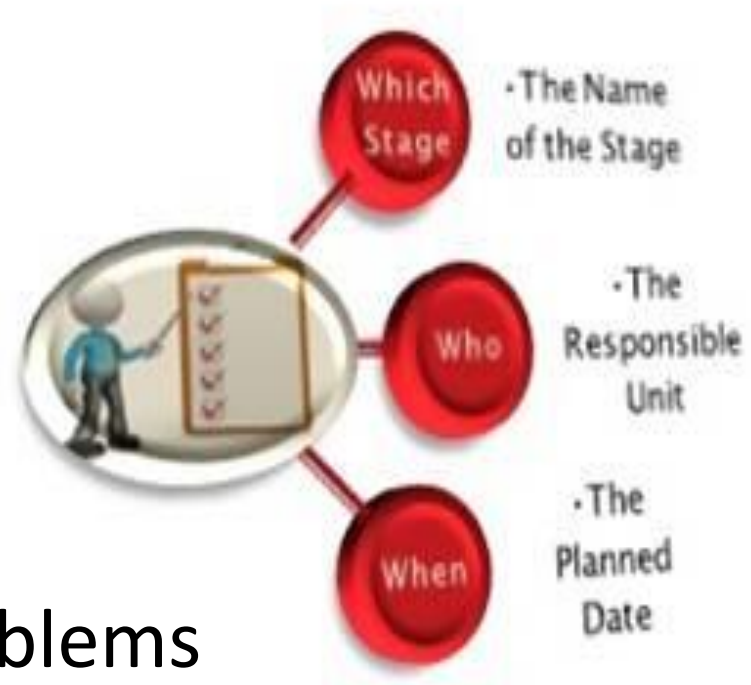
## Data Collection

- **Administrative registers & surveys**
    - $\approx$  60 surveys every year (monthly, quarterly, annually)
    - $\approx$  20 surveys every two year, every three year, etc.
    - $\approx$  50 statistical releases every year
- based on various administrative registers



## PPC- Objectives

- Organizing & managing statistical production process
- 3Ws
  - Which Stage
  - Who
  - When
- Increasing data quality
- Reveal & solve the problems
- Optimum distribution of workload




## PPC- Structure

- **Steps for surveys**
  - main frame and sampling
  - software (for data collection & analysis)
  - data collection and control
    - start of data collection
    - edits and SAS controls by regional offices
    - end of data collection
    - controls of data by the central unit
  - analysis and publication
    - weighting
    - seasonal and calendar adjustment of collected data
    - further statistical analysis and estimations
    - publication



## PPC- Structure (contd)

- **Steps for administrative resources**
  - obtaining the administrative data
  - data control
  - transfer of data to institutional database
  - analysis and estimations
  - publication





# PPC- Planning

- Coordination & Cooperation
    - data producing departments
    - IT Department
    - Sampling and Analysis Techniques Department
    - Metadata and Standards Department
    - other related departments
    - coordination by Data Collection and Coordination Department
  - Annually prepared and approved
  - Between May and October
    - surveys with data collection periods
    - date of publication
    - other dates
- Currently consists of 49 work steps



## PPC- Monitoring

- Regularly(weekly) monitored via a software
- Responsible units report the status of realization for each step
- Reported to top management regularly
- Data Collection and Coordination Department takes action in case of a problem



# PPC- Monitoring (contd)

## Su ve Atık Grubu İşler - Bu Hafta

► Süzgeçler

► Tercihler

✓ Uygula 🌿 Temizle 🗑️ Düzenle 🗑️ Sil

#	Konu	Çalışma Adı	Aşama Adı	Sorumlu Birim - Grup	Planlanan Tarih ▲	Gerçekleşen Tarih	Durum	Açıklama
81352	UST2017	C050-SAĞLIK KURULUŞLARI ATIK İSTATİSTİKLERİ	A27.00-Uygulamanın Altık Verisinin Oluşturulması ve Veri Tabanına Atılması/Bölge Müdürlüklerine Gönderilmesi	ÇEVRE, ENERJİ VE ULAŞTIRMA İSTATİSTİKLERİ DAİRE BAŞKANLIĞI-Su ve Atık İstatistikleri Grubu	06/03/2017		YENİ	
82080	UST2017	C057-ATIK BERTARAF VE GERİ KAZANIM TESİSLERİ İSTATİSTİKLERİ	A27.00-Uygulamanın Altık Verisinin Oluşturulması ve Veri Tabanına Atılması/Bölge Müdürlüklerine Gönderilmesi	ÇEVRE, ENERJİ VE ULAŞTIRMA İSTATİSTİKLERİ DAİRE BAŞKANLIĞI-Su ve Atık İstatistikleri Grubu	06/03/2017		YENİ	
82292	UST2017	C058-BELEDİYE ATIK İSTATİSTİKLERİ	A27.00-Uygulamanın Altık Verisinin Oluşturulması ve Veri Tabanına Atılması/Bölge Müdürlüklerine Gönderilmesi	ÇEVRE, ENERJİ VE ULAŞTIRMA İSTATİSTİKLERİ DAİRE BAŞKANLIĞI-Su ve Atık İstatistikleri Grubu	06/03/2017		YENİ	
82295	UST2017	C058-BELEDİYE ATIK İSTATİSTİKLERİ	A31.00-Mektup Adreslerinin VTKD'ye Gönderilmesi	ÇEVRE, ENERJİ VE ULAŞTIRMA İSTATİSTİKLERİ DAİRE BAŞKANLIĞI-Su ve Atık İstatistikleri Grubu	06/03/2017	02/03/2017	YAPILDI	
82479	UST2017	C059-BELEDİYE ATIKSU İSTATİSTİKLERİ	A27.00-Uygulamanın Altık Verisinin Oluşturulması ve Veri Tabanına Atılması/Bölge Müdürlüklerine Gönderilmesi	ÇEVRE, ENERJİ VE ULAŞTIRMA İSTATİSTİKLERİ DAİRE BAŞKANLIĞI-Su ve Atık İstatistikleri Grubu	06/03/2017		YENİ	
82482	UST2017	C059-BELEDİYE ATIKSU İSTATİSTİKLERİ	A31.00-Mektup Adreslerinin VTKD'ye Gönderilmesi	ÇEVRE, ENERJİ VE ULAŞTIRMA İSTATİSTİKLERİ DAİRE BAŞKANLIĞI-Su ve Atık İstatistikleri Grubu	06/03/2017	02/03/2017	YAPILDI	
82666	UST2017	C060-BELEDİYE SU İSTATİSTİKLERİ	A27.00-Uygulamanın Altık Verisinin Oluşturulması ve Veri Tabanına Atılması/Bölge Müdürlüklerine Gönderilmesi	ÇEVRE, ENERJİ VE ULAŞTIRMA İSTATİSTİKLERİ DAİRE BAŞKANLIĞI-Su ve Atık İstatistikleri Grubu	06/03/2017		YENİ	
82669	UST2017	C060-BELEDİYE SU İSTATİSTİKLERİ	A31.00-Mektup Adreslerinin VTKD'ye Gönderilmesi	ÇEVRE, ENERJİ VE ULAŞTIRMA İSTATİSTİKLERİ DAİRE BAŞKANLIĞI-Su ve Atık İstatistikleri Grubu	06/03/2017	02/03/2017	YAPILDI	
83223	UST2017	C064-MADEN İŞLETMELERİ SU, ATIKSU VE ATIK İSTATİSTİKLERİ	A27.00-Uygulamanın Altık Verisinin Oluşturulması ve Veri Tabanına Atılması/Bölge Müdürlüklerine Gönderilmesi	ÇEVRE, ENERJİ VE ULAŞTIRMA İSTATİSTİKLERİ DAİRE BAŞKANLIĞI-Su ve Atık İstatistikleri Grubu	06/03/2017		YENİ	
83644	UST2017	C066-ORGANİZE SANAYİ BÖLGELERİ ÇEVRE İSTATİSTİKLERİ	A27.00-Uygulamanın Altık Verisinin Oluşturulması ve Veri Tabanına Atılması/Bölge Müdürlüklerine Gönderilmesi	ÇEVRE, ENERJİ VE ULAŞTIRMA İSTATİSTİKLERİ DAİRE BAŞKANLIĞI-Su ve Atık İstatistikleri Grubu	06/03/2017		YENİ	
100678	UST2017	C166-İMALAT SANAYİ VE TERMİK SANTRAL SU VE ATIK İSTATİSTİKLERİ	A27.00-Uygulamanın Altık Verisinin Oluşturulması ve Veri Tabanına Atılması/Bölge Müdürlüklerine Gönderilmesi	ÇEVRE, ENERJİ VE ULAŞTIRMA İSTATİSTİKLERİ DAİRE BAŞKANLIĞI-Su ve Atık İstatistikleri Grubu	06/03/2017		YENİ	
83225	UST2017	C064-MADEN İŞLETMELERİ SU, ATIKSU VE ATIK İSTATİSTİKLERİ	A30.00-Anketör Eğitimi	ÇEVRE, ENERJİ VE ULAŞTIRMA İSTATİSTİKLERİ DAİRE BAŞKANLIĞI-Su ve Atık İstatistikleri Grubu	09/03/2017		YENİ	
83646	UST2017	C066-ORGANİZE SANAYİ BÖLGELERİ ÇEVRE İSTATİSTİKLERİ	A30.00-Anketör Eğitimi	ÇEVRE, ENERJİ VE ULAŞTIRMA İSTATİSTİKLERİ DAİRE BAŞKANLIĞI-Su ve Atık İstatistikleri Grubu	09/03/2017		YENİ	
100680	UST2017	C166-İMALAT SANAYİ VE TERMİK SANTRAL SU VE ATIK İSTATİSTİKLERİ	A30.00-Anketör Eğitimi	ÇEVRE, ENERJİ VE ULAŞTIRMA İSTATİSTİKLERİ DAİRE BAŞKANLIĞI-Su ve Atık İstatistikleri Grubu	09/03/2017		YENİ	
100681	UST2017	C166-İMALAT SANAYİ VE TERMİK SANTRAL SU VE ATIK İSTATİSTİKLERİ	A31.00-Mektup Adreslerinin VTKD'ye Gönderilmesi	ÇEVRE, ENERJİ VE ULAŞTIRMA İSTATİSTİKLERİ DAİRE BAŞKANLIĞI-Su ve Atık İstatistikleri Grubu	09/03/2017		YENİ	
83226	UST2017	C064-MADEN İŞLETMELERİ SU, ATIKSU VE ATIK İSTATİSTİKLERİ	A31.00-Mektup Adreslerinin VTKD'ye Gönderilmesi	ÇEVRE, ENERJİ VE ULAŞTIRMA İSTATİSTİKLERİ DAİRE BAŞKANLIĞI-Su ve Atık İstatistikleri Grubu	10/03/2017		YENİ	

(1-16/16)

Diğer uygun kaynaklar: [Atom](#) | [CSV](#) | [PDF](#)

### İşler

Tüm işleri izle  
Özet

### Özel sorgularım

Su ve Atık Grubu İşler - Bu Hafta  
SU ve Atık Grubu İşler - Geçen Hafta

### Özel Sorgular

1-BU HAFTANIN İŞLERİ  
2-AÇIK KALAN TÜM İŞLER  
3-AÇIKLAMASI EKSIK OLAN İŞLER

# PPC- Monitoring (contd)

İş #77860: UST2017 - Üretim Süreci Takvimi

ust.tuik.gov.tr/issues/77860

Uygulamalar Telefon Rehberi https://ichizmet.tuik.gov.tr TÜİK Intranet Servisi TÜİK Türkiye İstatistik Kurumu Üretim Süreci Takvimi Lonca Outlook Web App Google Ankara Fırsatları ve Akademi En İyi Tatil, Alışveriş ve Seyahat Almanca Türkçe Çeviri T.C. MİLLÎ EĞİTİM Bakanlığı EBA Ders, Haber, e-Okul

Anasayfa Kişisel Sayfam Projeler Yardım

Kullanıcı: 10759211220 Hesabım Çıkış

## Üretim Süreci Takvimi

Ara: Üretim Süreci Takvimi

Genel Faaliyet İşler

### İş #77860

Düzenle İzle

**UST2017**

ADEM ALTINBULAK tarafından yaklaşık 2 ay önce eklendi.

« Önceki | 1/55 | Sonraki »

**Durum:** YENİ  
**Öncelik:** Normal  
**Çalışma Adı:** C025-ELEKTRİK VE DOĞAL GAZ FİYAT İSTATİSTİKLERİ  
**Referans Yıl:** 2016  
**Referans Ay / Dönem:** Temmuz-Aralık  
**Aşama Adı:** A36.00-Uygulamanın Bittiği

**Sorumlu Birim - Grup:** ÇEVRE, ENERJİ VE ULAŞTIRMA İSTATİSTİKLERİ DAİRE BAŞKANLIĞI-Enerji ve Ulaştırma İstatistikleri Grubu  
**Planlanan Tarih:** 28/02/2017  
**Gerçekleşen Tarih:**  
**Açıklama:**

**İşler**  
 Tüm İşleri İzle  
 Özet  
**Özel sorgularım**  
 enerji\_aylik\_isler  
**Özel Sorgular**  
 1-BU HAFTANIN İŞLERİ  
 2-AÇIK KALAN TÜM İŞLER  
 3-AÇIKLAMASI EKSİK OLAN İŞLER

**Düzenle**

Düzenle İzle

Özellikleri değiştir

**Durum \*** YAPILDI

**Gerçekleşen Tarih \*** gg . aa . yyyy

Şubat 2017

Pzt	Sal	Çar	Per	Cum	Cmt	Paz
30	31	1	2	3	4	5
6	7	8	9	10	11	12
13	14	15	16	17	18	19
20	21	22	23	24	25	26
27	28	1	2	3	4	5

Gönder Önizleme | İptal

Açıklama

Diğer uygun kaynaklar: Atom | PDF

Powered by Redmine © 2006-2016 Jean-Philippe Lang

## PPC- Advantages

- **Coordination**
  - between central units
  - between related departments and regional offices
- **Workload Distribution and Cost Effectiveness**
  - a stable workload throughout the year
    - personnel planning
    - other needs
  - costs are decreasing
- **Institutional Discipline and Timeliness**
  - effective planning and monitoring
  - evaluation
  - more timely statistics



**Thank you for your attention**