

# DATA DISAGGREGATION TO MONITOR THE PROGRESS TOWARDS SDGs

18 MARCH 2021

# GENDER AND SUSTAINABLE DEVELOPMENT GOALS



232 INDICATORS

53 GENDER SPECIFIC INDICATORS

NATIONAL INDICATORS FRAMEWORK

80 GENDER RELATED INDICATORS RECOMMENDED BY  
Inter-Agency and Expert Group on SDG indicators

# UNEVEN COVERAGE OF GENDER IN THE SDG FRAMEWORK

**GENDER** has been mainstreamed across the 17 SDGs, BUT unevenly according to the initial indicator set (prior to the 2020 revision):

**Gender-specific:** Directly address gender-related issues

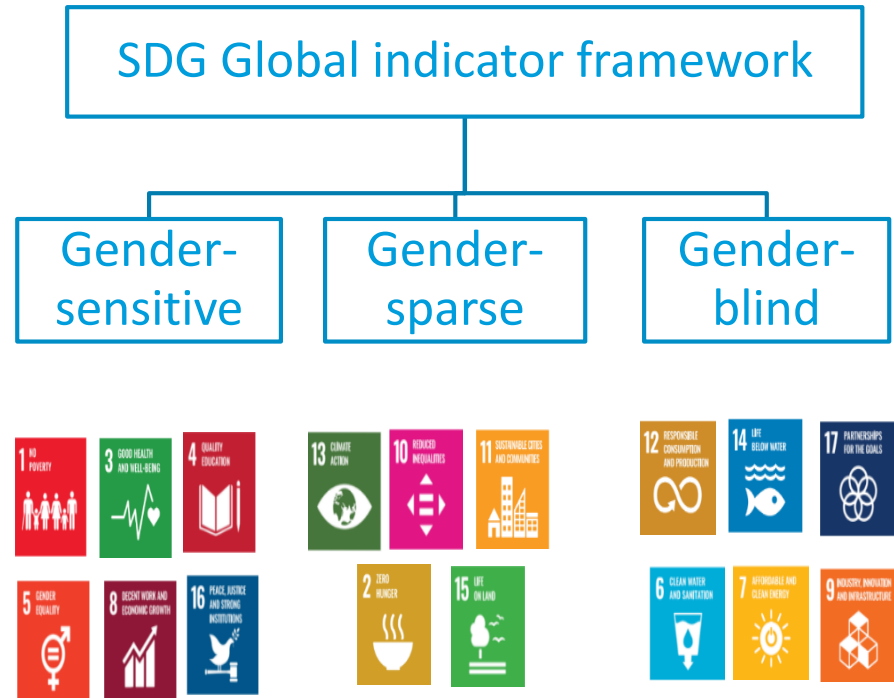
- 53 out of 232 indicators are gender-specific
- 53 clustered around 6 out of 17 SDGs

**Gender-sparse:** Direct mention of sex-disaggregation in very few indicators

- 5 out of remaining 11 SDGs

**Gender-blind:** No gender angle in any of the indicators

- 6 of the remaining SDGs



## SDG INDICATORS AND DATA DISAGGREGATION

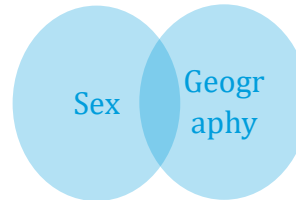
The global SDG indicator framework has an overarching principle of data disaggregation:

*Sustainable Development Goal indicators should be disaggregated, where relevant, by income, sex, age, race, ethnicity, migratory status, disability and geographic location, or other characteristics, in accordance with the Fundamental Principles of Official Statistics (General Assembly resolution 68/261).*

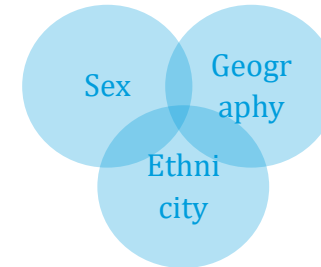
# SDG INDICATORS AND DATA DISAGGREGATION

- ✓ LNOB analysis focuses on disaggregating data
- ✓ Data disaggregation by sex and other variables
- ✓ Going beyond national averages
- ✓ Going beyond parallel disaggregation – there is a need for simultaneous disaggregation as well

*Deprivation due to overlapping discrimination between two variables*

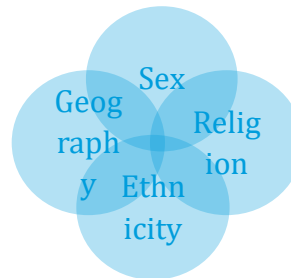


*Deprivation due to overlapping discrimination between three variables*



*Overlapping forms of discrimination*

*Deprivation due to overlapping discrimination between four variables*



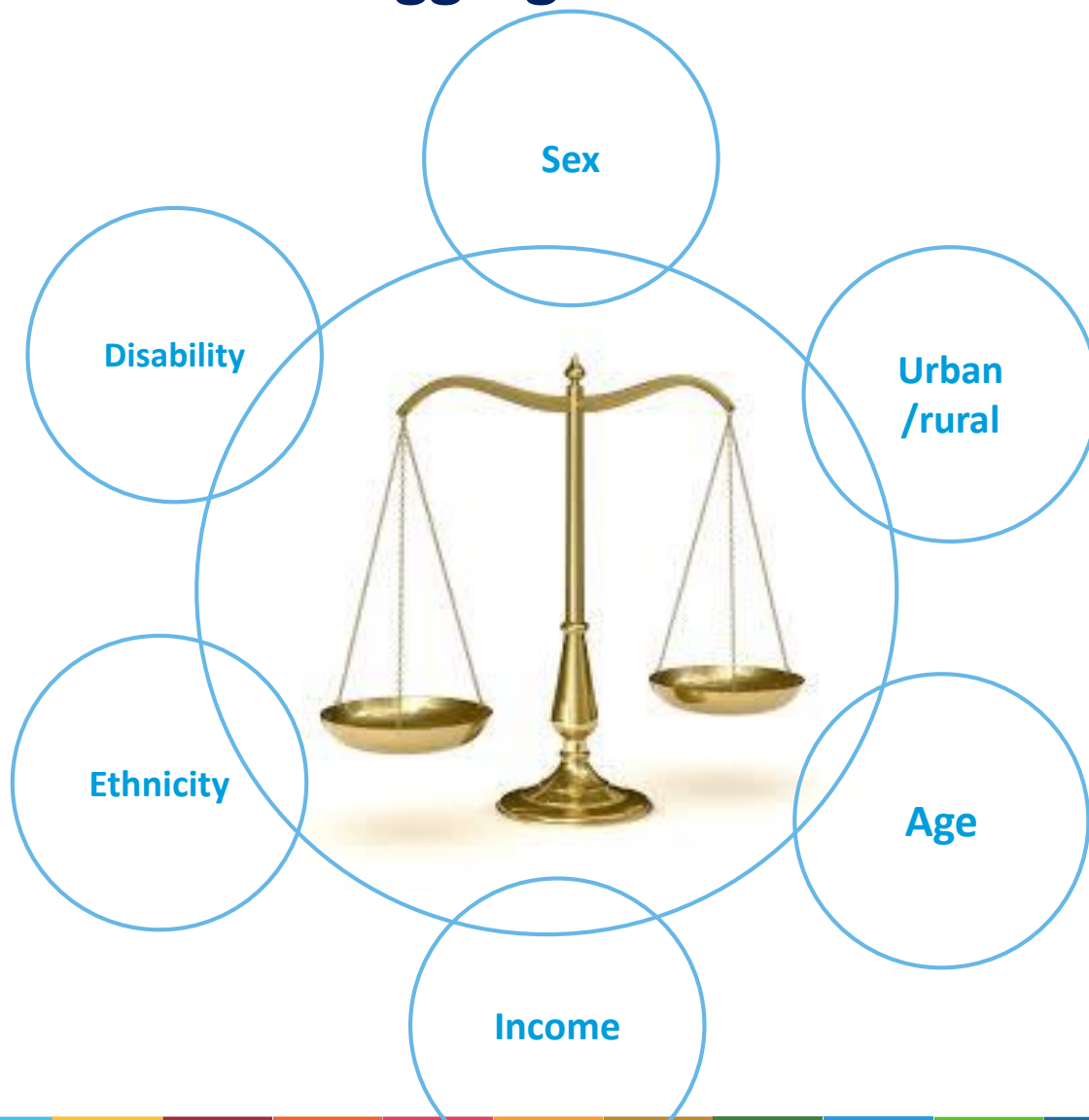
# Challenges of SDGs: disaggregation!

HOW?

WHO?

HOW FREQUENT?

QUALITY ASSURANCE?



## INTER-AGENCY AND EXPERT GROUP ON SDG INDICATORS

- ✓ Report on existing standards and classifications for disaggregation for future work
- ✓ Agree on a 'minimum' disaggregation dimensions
- ✓ Link policy priorities with targets, indicators and level of disaggregation.

Recommendations on disaggregation criteria considering **five policy priority areas relevant to GEWE:**

- ✓ poverty eradication;
- ✓ food insecurity and health;
- ✓ education;
- ✓ access to economic resources and decent work for all;
- ✓ gendered impacts of climate change.

Additional disaggregation	Available	Recommended
Age disaggregation	Indicators #: 1.2.1; 1.3.1; 3.3.1; 4.6.1; 5.3.1; 8.5.2; 10.2.1; 16.1.1; 16.2.2	Indicators #: 1.1.1; 3.7.1; 3.7.2; 3.8.1.1; 3.8.1.2; 3.8.1.3; 4.5.1.1; 4.5.1.2; 5.2.1; 5.2.2; 5.3.1; 5.3.1.1; 5.3.2; 5.4.1; 5.5.1.1; 5.5.1.2; 5.5.2; 5.5.2.1; 5.5.2.2; 5.a.1; 5.b.1; 8.5.1; 8.5.2; 8.7.1; 8.7.1.1; 10.2.1; 16.1.1; 16.1.2; 16.2.2; 16.2.3; 16.7.1; 16.7.1.2; 16.7.1.3; 16.7.1.4; 16.7.2
Geographical Location	Indicators #: 1.2.1; 4.5.1; 5.5.2.2; 5.b.1;	Indicators #: 1.1.1; 1.3.1; 3.1.1; 3.1.2; 3.3.1; 3.7.1; 3.7.2; 3.8.1; 3.8.1.1; 3.8.1.2; 3.8.1.3; 4.1.1; 4.1.2; 4.1.3; 4.2.1; 4.2.2; 4.3.1; 4.3.b.1; 4.a.1; 4.a.1.1; 5.2.1; 5.2.2; ; 5.3.1; 5.3.1.1; 5.3.2; 5.4.1; 5.5.1; 5.5.1.1; 5.5.1.2; 5.5.2; 5.5.2.1; 5.5.2.2; 5.6.1; 5.a.1; 5.b.1; 10.2.1; 16.2.3; 16.7.2
Ethnicity		Indicators #: 1.1.1; 1.2.1; 1.3.1; 3.1.1; 3.1.2; 3.7.1; 3.7.2; 3.8.1.1; 3.8.1.2; 3.8.1.3; 4.1.1; 4.1.2; 4.1.3; 4.2.1; 4.2.2; 4.3.1; 4.3.b.1; 5.2.1; 5.2.2; ; 5.3.1; 5.3.1.1; 5.3.2; 5.4.1; 5.5.1.1; 5.5.1.2; 5.5.2; 5.5.2.1; 5.5.2.2; 5.6.1; 5.a.1; 5.b.1; 10.2.1; 16.2.3; 16.7.2
Disability		Indicators #: 1.3.1; 2.3.2; 2.3.2.1; 3.1.1; 3.1.2; 3.3.1; 3.7.1; 3.7.2; 3.8.1.1; 3.8.1.2; 3.8.1.3; 4.1.1; 4.1.2; 4.1.3; 4.2.2; 4.3.1; 4.3.b.1; 4.6.1; 5.2.1; 5.2.2; 5.6.1; 8.5.1; 8.5.2; 10.2.1; 16.7.1; 16.7.1.2; 16.7.1.3; 16.7.1.4; 16.7.2

## INTER-AGENCY AND EXPERT GROUP ON SDG INDICATORS (IAEG-SDGs)-

### Example: Poverty eradication

INDICATOR 1.1.1 Proportion of the population living below the international poverty line **by sex, age, employment status and geographic location (urban/rural)**

SDG indicator	Additional disaggregation priority recommended
1.1.1	Simultaneous disaggregation by sex and age, where age is in 5-year intervals. As well as, <u>simultaneously by sex, age (15-24, 25-54 and 55+) and marital status</u>

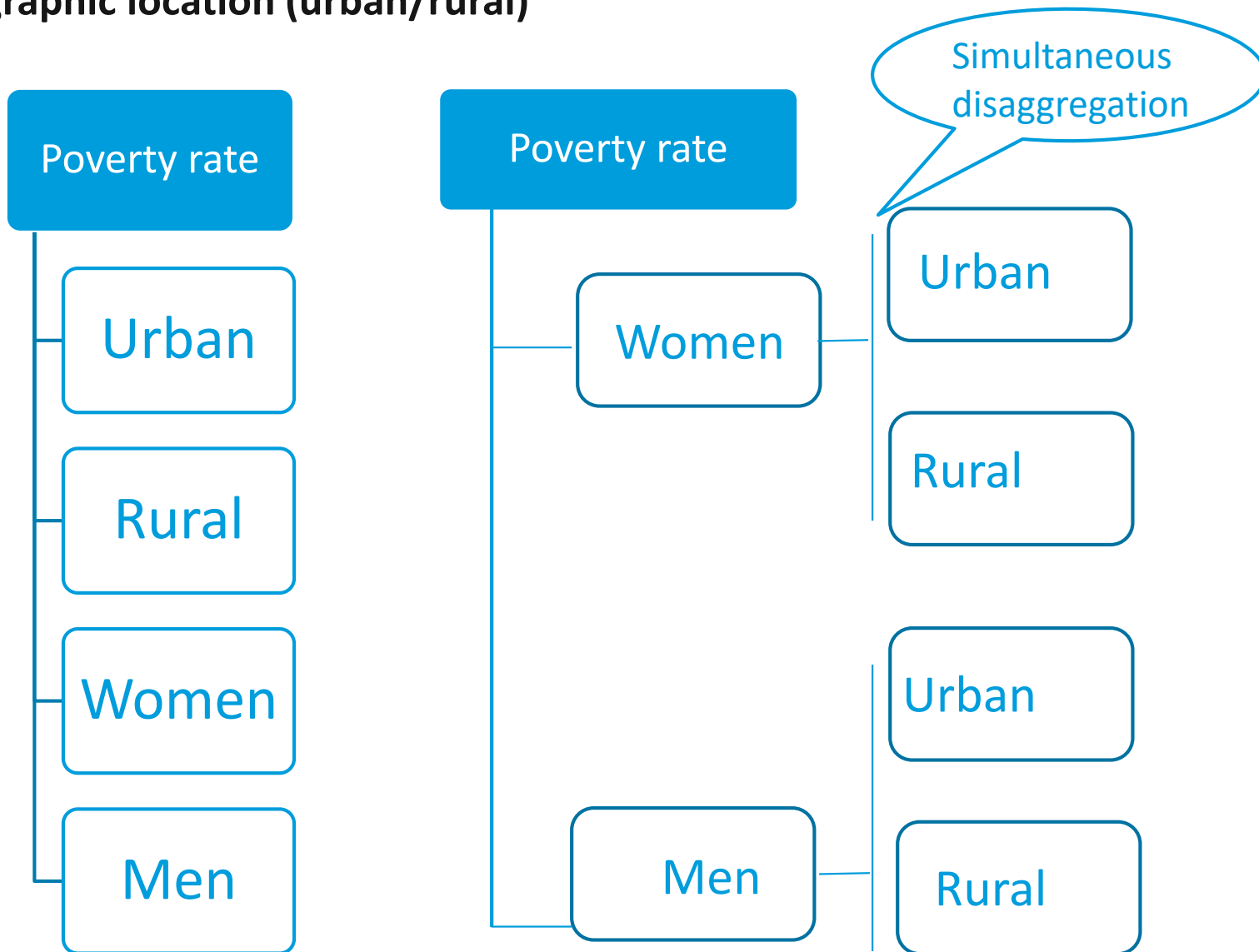
### Example: Food insecurity

SDG indicator	Additional disaggregation priority recommended
2.1.2	Simultaneous <u>disaggregation by sex and location, sex and wealth and by sex, location and income/wealth quintiles</u> (i.e. rural girls in poorest households compared to urban boys in richest households and the intervening categories).

### Example: Economic resources and decent work

SDG indicator	Additional disaggregation priority recommended
8.3.1	<u>Simultaneous disaggregation by sex and age (15-24, 25-54, 55+)</u>

**Example:** INDICATOR 1.1.1 Proportion of the population living below the international poverty line **by sex, age, employment status and geographic location (urban/rural)**



# UNWOMEN AND UNSD JOINED EFFORTS ON DATA

How do countries monitor the SDG guided by LNOB principle?



**Solution:** Guiding principle/framework on producing indicators from a multidimensional lens, *and* integrating it in the regular statistical *and* development planning processes

How do we, international agencies, support countries?



Practical Tools Towards Making Household Surveys Work Better for Women and Girls

- ✓ Capacity development of the national statistical system;
- ✓ Sustainability; and
- ✓ USE of these statistics!

# PROCESS FOR DATA DISAGGREGATION AT THE COUNTRY

## Step 1: Inception phase:

- i) Identification of focal points (NSO + ministries)
- ii) Inter-agency Technical Working Group on GS

## Step 2: Identification of national priorities on GEWE:

- i) Desk review of national gender policies, programmes, SDGs etc.
- ii) Identify data needs for specific policies priorities (national framework on GEWE)
- iii) Data assessment of gender equality indicators (availability, data sources)

## Step 3: Generation of additional disaggregated national gender equality indicators

- i) Identify priority indicators
- ii) Development of methodology to generate additional indicators using available data sources (reprocessing)

## UNWOMEN AND UNSD JOINED EFFORTS ON DATA

### Step 4: Development of national capacity to generate estimates:

- i) Producing statistics on gender with multiple dimensions
- ii) Test the validity of resulting statistics

### Step 5: Integration of additional level of disaggregation into statistical processes:

- i) Policies and regulations on regular data production and dissemination.
- ii) Use of these statistics to inform programmes design targeting most vulnerable group of population, including women and girls.

#### Collaborating countries:

- ✓ Uganda, Senegal, Cameroon;
- ✓ Albania, Georgia;
- ✓ Viet Nam, Mongolia.

Practical tools in collaboration with *Inter-Secretariat Working Group on Household Surveys* – available in 2021.

**THANK YOU FOR YOUR  
ATTENTION**