



ICT COVERAGE IN HOUSEHOLD INCOME AND EXPENDITURE SURVEY 2009/2010 & HIES 2019



National Bureau of Statistics
Ministry of National Planning, Housing & Infrastructure

- HIES 2009-2010 is the second such nationwide survey conducted in the country.
- The first nationwide HIES was conducted in 2002-2003
- Field operation was conducted
 - In October 2009 to December 2009 in Male' Area.
 - In March 2010 to May 2010 and in August 2010, atoll Areas were covered.
 - After ending the field work on May 2010, we found that the sample taken were not enough to represent the data at some regions, therefore in August 2010, the enumeration was continued again.
- The survey field enumeration was done using conventional methods of Pen and Paper

- The survey was designed to represent for Male' and at the 7 regions (administrative divisions, each consisting of groups of atolls)
- No conclusion can be drawn from the information on the situation in any particular atoll neither for the Islands.



HIES 2009-2010, ICT MODULE

- Upon request of Communications Authority of Maldives (CAM) a separate ICT Module was attached to the HIES questionnaire.
- It was conducted along with the HIES Questionnaire.
- ICT Module was also filled for all the Households covered in HIES 2009- 2010
- There were 2 components in ICT Module
 - Household component
 - Individual component
- In Individual component, All the questions were asked to everyone aged 4 and above.



HOUSEHOLD COMPONENT



HOUSEHOLD INFORMATION

1. Does the dwelling in which the household resides have access to electricity?

1. Yes 2. No  (**Go to INDIVIDUAL INFORMATION**)

2. Does any member of this household have access to the internet at home?

1. Yes 2. No  (**Go to INDIVIDUAL INFORMATION**)

3. What type/s of internet access services are used for internet access at home (**Multiple responses**)

- | | | | |
|-----------------------------|-------------------|--------------------------|-----------------------------|
| 1. Analogue modem (Dial-up) | 4. Cable modem | 7. Satellite | 10. Mobile broadband - Edge |
| 2. ISDN | 5. Fixed wireless | 8. WiMAX | 11. Mobile broadband - 3G |
| 3. ADSL | 6. Leased line | 9. Other fixed broadband | |

4. Is this internet connection shared for use by other members of this household? (**Multiple responses**)

1. Yes - via cable network
2. Yes - via wireless network
3. No

5. How many computers/laptops are used to access the internet from home?

INDIVIDUAL COMPONENT, for 4 Years and Above


INDIVIDUAL INFORMATION

1. Name and the Person Number

2. Sex 1. Female 2. Male

3. Age in complete year
(enter 00 if less than one year)

4. Did you have use of a mobile phone during the last 12 months?

1. Yes - Own phone
2. Yes - Phone belonging to someone else
3. No  (Go to Q.8)

5. For which of the following purposes did you use the mobile phone for in the past 12 months?**(Multiple responses)**

1. Making phone calls
2. Sending SMS/MMS
3. Chatting/Instant messaging or posting information to social network sites
4. Getting information via the internet/browsing
5. Sending or receiving email

6. Did you, for any reason change your mobile service provider during the last 12 months?**(If YES what is the reason)**

1. Yes - due to dissatisfaction in the quality of service
2. Yes - due to dissatisfaction in the cost of service
3. Yes - other reason
4. Did not change


7. How much did you spent on mobile phone services, per month during the last 12 months?

1. Less than or equal to 100
2. Between Rf 101 and Rf 500
3. Between Rf 501 and 750
4. Between Rf 751 and Rf 1000
5. More than Rf 1000

8. Have you used a computer in the last 12 months?

1. Yes
2. No

9. Have you used the internet in the last 12 months?

1. Yes(**individuals above 15 years go to Q.11**)
2. No  (End)

INDIVIDUAL COMPONENT, for 4 Years and Above

10. Do you use the internet under the parental supervision?

1. No
2. Under a Parental Control service
3. Not under any Parental Control service but under supervision

11. Where did you use the Internet in the last 12 months? **(Multiple responses)**

1. Home
2. Work
3. Place of education
4. Another person's home
5. A free community internet access facility
6. Commercial internet access facility
7. Any location using a mobile phone
8. Any location using a laptop/computer connected to a mobile phone network
9. Any location where wireless access is available (eg WiFi hotspots)
10. Other location (please specify.....)

12. How often did you use the internet during the last 12 months?


1. At least once a day
2. At least once a week (but not everyday)
3. At least once a month (but not everyweek)
4. Less than once a month

13. For which activities did you use the internet during the last 12 months?

(Multiple responses)

1. Getting information about goods or services
2. Getting information related to health or health services
3. Getting information from government offices
4. Interacting with government offices
5. Sending or receiving email
6. Telephoning over the internet/VoIP
7. Chatting /Instant messaging or posting information to a social networking site
8. Maintaining own or other website
9. Purchasing or ordering goods or services
10. Internet banking
11. Education or learning activities
12. Playing or downloading video/computer games
13. Downloading movies, music, watching TV or video or listening to music/radio
14. Downloading software
15. Reading or downloading on-line newspapers or magazines
16. Other activities (Please specify.....
.....)

INDIVIDUAL COMPONENT, for 4 Years and Above

<p>14. Is the internet service you use, paid by yourself?</p> <ol style="list-style-type: none">1. Yes2. No  (End)
<p>15. How much did you spend per month on the internet service during the last 12 months?</p> <ol style="list-style-type: none">1. Less than or equal to Rf 2002. Between Rf 201 and Rf 5003. Between Rf 501 and Rf 7504. Between Rf 751 and Rf 10005. More than Rf 1000
<p>16. Did you, for any reason, change your internet service provider during the last 12 months? <i>(If YES what is the reason)</i></p> <ol style="list-style-type: none">1. Yes - due to dissatisfaction in the quality of service2. Yes - due to dissatisfaction in the cost of service3. Yes - other reason4. Did not change

DATA ENTRY & ANALYSIS

- All this data were entered into Microsoft Access database and the dataset was shared to CAM
- Upon request, necessary tables were generated
- No Analysis were done from NBS



- HIES 2019 was the fourth such nationwide survey conducted in the country.
- The Field operation was conducted in two-phases, covered in both Male' and Atolls.
 - In September 2019 to November 2019
 - In January 2020 to March 2020
- HIES 2019 was conducted using CAPI

- The survey was designed to represent for Male' and 20 Atolls.
- However, due to covid-19, 3 atolls were not covered in the survey. Hence the result will be representative at 17 atolls only.
- No conclusion can be drawn from the information on the situation in any particular Island.

ICT QUESTIONS IN HIES 2019

ASKED FOR HOUSEHOLDS

14. Within this dwelling, does any household member have?

Yes / No

- | | | |
|--------------------------|--------------------------|--|
| <input type="checkbox"/> | <input type="checkbox"/> | ADSL connection |
| <input type="checkbox"/> | <input type="checkbox"/> | Fibre optic cable connection |
| <input type="checkbox"/> | <input type="checkbox"/> | Mobile router |
| <input type="checkbox"/> | <input type="checkbox"/> | Dongle |
| <input type="checkbox"/> | <input type="checkbox"/> | Mobile phone data |
| <input type="checkbox"/> | <input type="checkbox"/> | A WIFI network not from this household |

15. Within the dwelling, does your household have access to cable tv Netflix and alike?

1. Yes

2. No




ICT QUESTIONS IN HIES 2019

ASKED FOR HOUSEHOLDS

F2E.Consumer durables (items that last for more than 1 year)

1. Does your household own or have regular access to the following consumer durables inside the dwelling? only consumer functioning durables.

! Items purchased on credit must be included as purchased items and record their total price.

Code	Item	1.In total how many item do members of your household have access to	2.Out of those item how many are owned by the household? 1.All 2.None  Skip to F2F	3. In the past 12 months how many did your household?		. Items last Purchased or received:		
				Purchased	Received as gifts	4. How many years ago did you purchase / receive the last 1.Less than 1 year 2.between 1 to 2 years	5. How much was this at the time it was purchased or received? (MVR)	6. How much could you sell this item now? (MVR)
		(1)	(2)	(3.1)	(3.2)	(4)	(5)	(6)
8110001	Telephone	<input type="text"/>	1 2	<input type="text"/>	<input type="text"/>		<input type="text"/>	<input type="text"/>
8211004	Smart phone	<input type="text"/>	1 2	<input type="text"/>	<input type="text"/>		<input type="text"/>	<input type="text"/>
8120001	Bahthi phone	<input type="text"/>	1 2	<input type="text"/>	<input type="text"/>		<input type="text"/>	<input type="text"/>
8140004	Radio/set	<input type="text"/>	1 2	<input type="text"/>	<input type="text"/>		<input type="text"/>	<input type="text"/>
8140011	Flat screen TV	<input type="text"/>	1 2	<input type="text"/>	<input type="text"/>		<input type="text"/>	<input type="text"/>
8140006	Box tv	<input type="text"/>	1 2	<input type="text"/>	<input type="text"/>		<input type="text"/>	<input type="text"/>
8131002	Tablets (exclude those provided by government schools)	<input type="text"/>	1 2	<input type="text"/>	<input type="text"/>		<input type="text"/>	<input type="text"/>
8131001	Computer/ Laptop	<input type="text"/>	1 2	<input type="text"/>	<input type="text"/>		<input type="text"/>	<input type="text"/>




ICT QUESTIONS IN HIES 2019

ASKED FOR INDIVIDUALS AGED 15 YEARS AND ABOVE

F4D Assets

For people 15 years & above

1. Do you own any of the following?

	1.Yes	2.No	If yes, expenditure on phone bill during the past month
(1)	(2)		(3)
1. Mobile Phone	1  go to col. 3	2	<input type="text"/> MVR
2. Motor Cycle	1	2	
3. Tablet / iPad	1	2	
4. Laptop / Computer	1	2	

FINDINGS

HOUSEHOLDS WITHOUT ACCESS TO INTERNET

7.1%
Republic



Male'
1.2%



Atolls
12.6

HOUSEHOLDS WITH ACCESS TO INTERNET

Republic

ADSL connection
19%

Fibre optic cable connection
47%

Mobile Router
6%

Mobile phone data
72%



HOUSEHOLD WITH ACCESS TO COMMUNICATION & ENTERTAINMENT EQUIPMENTS

Republic



Telephone
2%



Bathi phone
(feature phone)
38%




Smart phone
96%



Computer/ Laptop
59%



Cable TV, Netflix etc
81%



Tablet (excluding
school tabs)
35%



Radio/Set
27%



Flat screen TV
87%



Box TV
5%

THANK YOU!