



Department of Statistics
M A L A Y S I A

LABOUR DEMAND: QUARTERLY EMPLOYMENT STATISTICS



Make Sure You're
COUNTED



20 OCT



2016 - 2030



@StatsMalaysia
@MyCensus2020



www.dosm.gov.my



www.mycensus.gov.my



INTRODUCTION

SAMPLING DESIGN

DATA COLLECTION & PROCESSING

DATA DISSEMINATION





Department of Statistics
M A L A Y S I A



TRAINING COURSE UNDER THE STATISTICAL CAPACITY BUILDING (StatCaB) PROGRAMME FOR THE BENEFIT OF GENERAL BUREAU OF STATISTICS OF SURINAME

Labour demand : The Quarterly Employment Statistics

SESSION 1 – Introduction

ROSNAH MUHAMAD ALI | PRINCIPAL ASSISTANT DIRECTOR
PRIMARY DATA DIVISION | MALAYSIAN BUREAU OF LABOUR STATISTICS



20 OCT



2016 - 2030



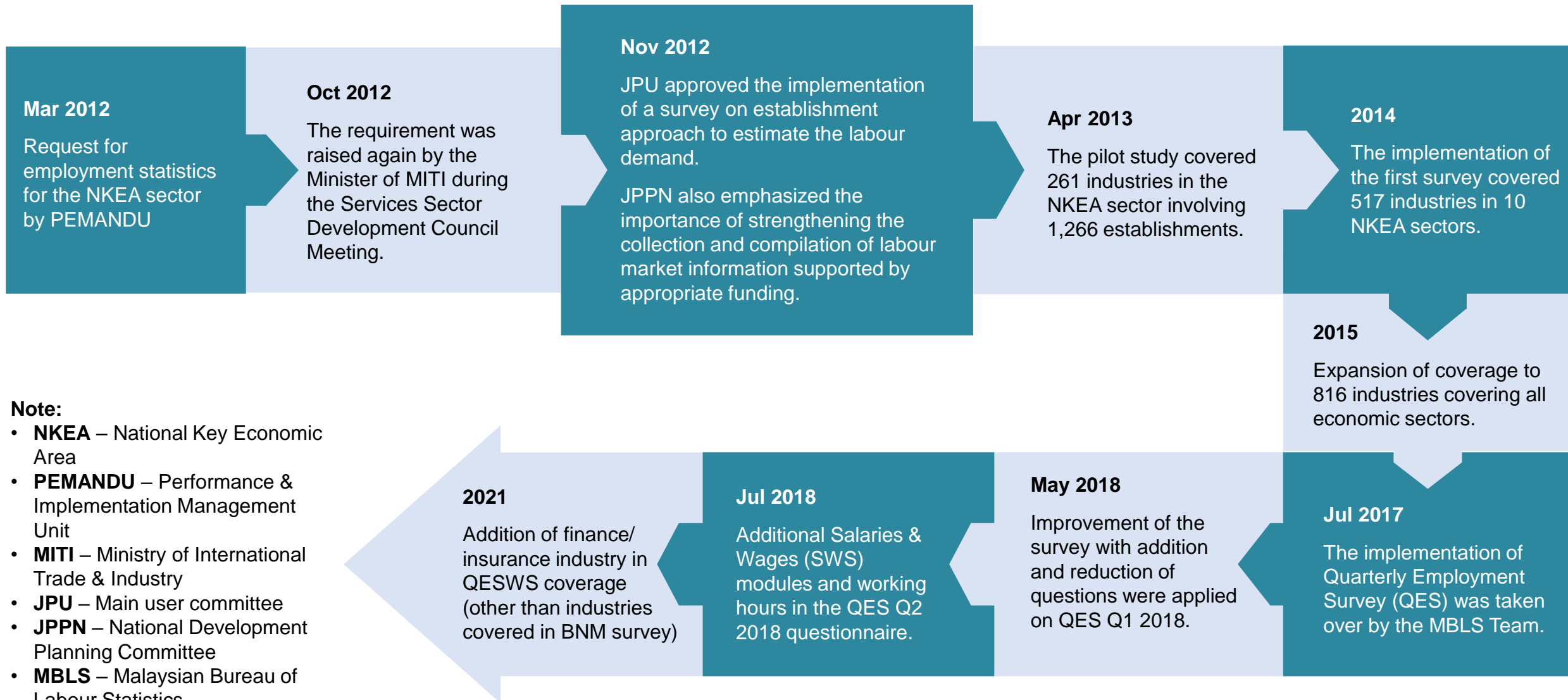
@StatsMalaysia
@MyCensus2020



www.dosm.gov.my



www.mycensus.gov.my



INTRODUCTION

The Quarterly Employment Statistics (QES) present the perspective of **labour demand** in Malaysia for the whole economic sectors.

These statistics are based on the **Quarterly Employment Survey** which is conducted on the registered businesses in the private sector. The statistics are compiled based on the framework and guidelines recommended by the International Labour Organization and best practices of other national statistical offices.

LEGAL PROVISION

The survey is conducted under the provisions of the Statistics Act 1965 (revised 1989). Section 5 of this Act requires any establishment operating in Malaysia to provide actual information or best estimate to the Department of Statistics Malaysia (DOSM). Under this Act, the content of the questionnaire is confidential and only aggregated figures are published.

OBJECTIVE

The statistics collected from the survey is one of the inputs in the planning and formulation of the country's **human capital development policy**.

The objectives of the survey are as follows:

- to collect the main labour demand indicators, namely jobs, filled jobs and job vacancies;
- measure and monitor the labour demand situation on a quarterly basis; and
- measure and monitor the overall labour component in labour demand

SCOPE AND COVERAGE

The Quarterly Employment Survey is implemented using **establishment approach**, covering establishments in the category of **large, medium, small and micro**. Industry coverage is based on **Malaysia Standard Industrial Classification (MSIC) 2008 Version 1.0** which was adopted from the International Standard Industrial Classification (ISIC) Revision 4 issued by the United Nations. The industry is divided into five sectors namely **Agriculture, Mining & Quarrying, Manufacturing, Construction and Services**.

This survey covers all economic activities **except** Activities of households as employers; undifferentiated goods- and services-producing activities of households for own use; and Activities of extraterritorial organizations and bodies. Labour demand information for Financial and insurance/takaful activities was also collected through **Monthly Report on Labour Market Statistics (RLMS)** conducted by Central Bank of Malaysia (BNM).

REFERENCE PERIOD

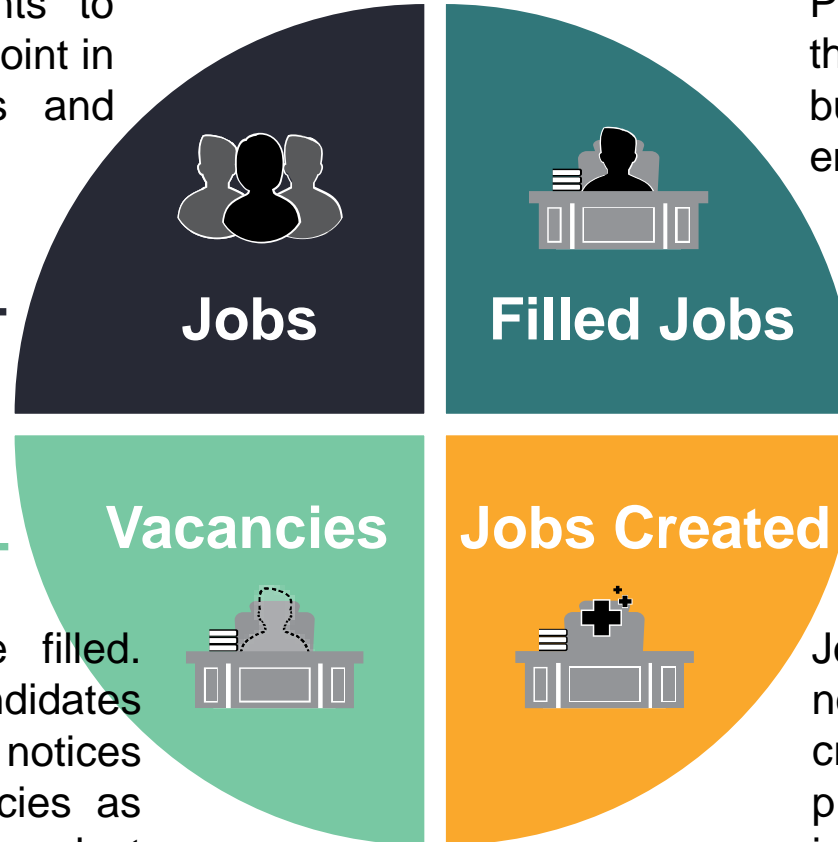
This survey is conducted on a **quarterly basis** with reference to the prior quarterly information in labour demand.

REPORTING UNIT

The reporting unit used in the survey was the **establishment**. An establishment is defined as “an economic unit engaged in one activity, under a **single legal entity and operating in a single physical location**”. Each establishment was assigned an industry classification based on its principal activity. In the case of a multi-activity entity, units engaged in separate activities in the same location constituted distinct establishments. Thus, each branch of a multi-branch organization at a different location was conceptually treated as a different establishment.

Labour demand indicates the total labour required by establishments to produce goods and services at a given point in time. The labour demand by establishments is classified into filled jobs and job vacancies. The concepts and definitions of the statistics on labour demand are as follows:

Total labour required by establishments to produce goods and services at a given point in time, which comprised of filled jobs and vacancies.



Jobs

Filled Jobs

Vacancies

Jobs Created

Paid employee (full-time and part-time); and thus exclude individual proprietors and business partners, unpaid family workers and employees on unpaid leave.

Unfilled jobs which are ready to be filled. Employers are actively seeking candidates including advertising vacancies, issuing notices and registering with employment agencies as well as conducting interviews to select candidates to fill in the vacancies.

Jobs created in an organisation which were not previously available, including newly created service schemes, jobs created for the promotion of existing employees and increase in the number of jobs from the existing structure.

The classification of the industry was according to the Malaysia Standard Industrial Classification (MSIC) 2008 Version 1.0.

Industries are categorised into five main sectors namely **Agriculture**, **Mining & Quarrying**, **Manufacturing**, **Construction** and **Services**, with breakdown:

❑ **7 Manufacturing Subsector**

❑ **6 Services Subsector**

ECONOMIC ACTIVITY

Agriculture

Mining & Quarrying

- Manufacturing**
- Food processing, beverages and tobacco products
 - Textiles, wearing apparel, and leather products
 - Wood products, furniture, paper products and printing
 - Petroleum, chemical, rubber and plastic products
 - Non-metallic mineral products, basic metal and fabricated metal products
 - Electrical, electronic and optical products
 - Transport equipment, other manufacturing and repair

Construction

Services

- Wholesale and retail trade
- Food & beverages and accommodation
- Transportation and storage
- Information and communication
- Finance, insurance, real estate & business services
- Other services

Occupation is classified according to Malaysia Standard Classification of Occupations (MASCO) 2013 which is based on the International Standard Classification of Occupations (ISCO-08).

3 SKILLS CATEGORY :



Skilled

1

Managers

2

Professionals

3

Technicians and associate professionals



Semi-skilled

4

Clerical support workers

5

Service and sales workers

6

Skilled agricultural, forestry, livestock and fishery workers

7

Craft and related trades workers

8

Plant and machine operators and assemblers



Low-skilled

9

Elementary occupations

End of Session 1

rosnah_ali@dosm.gov.my



www.dosm.gov.my




Stats Malaysia



www.mycensus.gov.my





Department of Statistics
M A L A Y S I A



TRAINING COURSE UNDER THE STATISTICAL CAPACITY BUILDING (StatCaB) PROGRAMME FOR THE BENEFIT OF GENERAL BUREAU OF STATISTICS OF SURINAME

Labour demand : The Quarterly Employment Statistics

SESSION 2 – Sampling design

ROSNAH MUHAMAD ALI | PRINCIPAL ASSISTANT DIRECTOR
PRIMARY DATA DIVISION | MALAYSIAN BUREAU OF LABOUR STATISTICS



20 OCT



2016 - 2030



@StatsMalaysia
@MyCensus2020



www.dosm.gov.my



www.mycensus.gov.my

The sampling design for this survey is stratified single-stage random sample. The industry category is classified as strata while the establishment is classified as the sampling unit. Each stratum has been formed into several sub-strata to ensure that the distributed samples account for the economic characteristics of the industry.

The primary sub-strata which was heterogeneous was assigned full coverage, while other sub-stratas which was homogeneous was randomly selected. The size of the sample must represent the population according to the requirement of the level of analysis. The sample size of the survey has taken into consideration the following elements:

- Response rates of the previous survey;
- Number of filled jobs as the variable of interest;
- Level of sampling design; and
- The maximum desired error.

The factors considered to finalise the sample size are cost, time and human resources.

The survey sample size distributions for 2018 to 2021 are as follows:

Sector	2018	2019	2020	2021
Agriculture	878	738	738	617
Mining & Quarrying	56	67	67	265
Manufacturing	2,278	2,443	2,443	3,657
Construction	480	1,341	1,341	742
Services	5,030	5,262	5,262	6,021
Total	8,722	9,851	9,851	11,302

COVERAGE

938 INDUSTRIES
5 DIGIT MSIC

SAMPLING FRAME

- i. RESPONSE CODE 11-15
- ii. EXCLUDE DUPLICATE
- iii. EXCLUDE MICRO BUSINESSES WITH INDIVIDUAL / PARTNERSHIP STATUS AND NO EMPLOYEE

TOTAL FRAME

N: 1,096,928
ESTABLISHMENTS



LEVEL OF ANALYSIS

3 DIGIT MSIC AT NATIONAL LEVEL

VARIABLE OF INTEREST (VOI)

NUMBER OF EMPLOYEE

OTHER REQUIREMENTS

- i. PANEL ESTABLISHMENT
- ii. PRIORITISATION TO ESTABLISHMENTS RESPONDED VIA e-SURVEY AND WITH COMPLETE INFORMATION

Sampling design:

Stratified Sampling with Neyman Allocation Method



Sampling unit:

Establishment (registered)



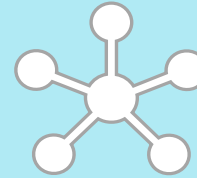
Stratification:

3 digit MSIC at national level



Substrata:

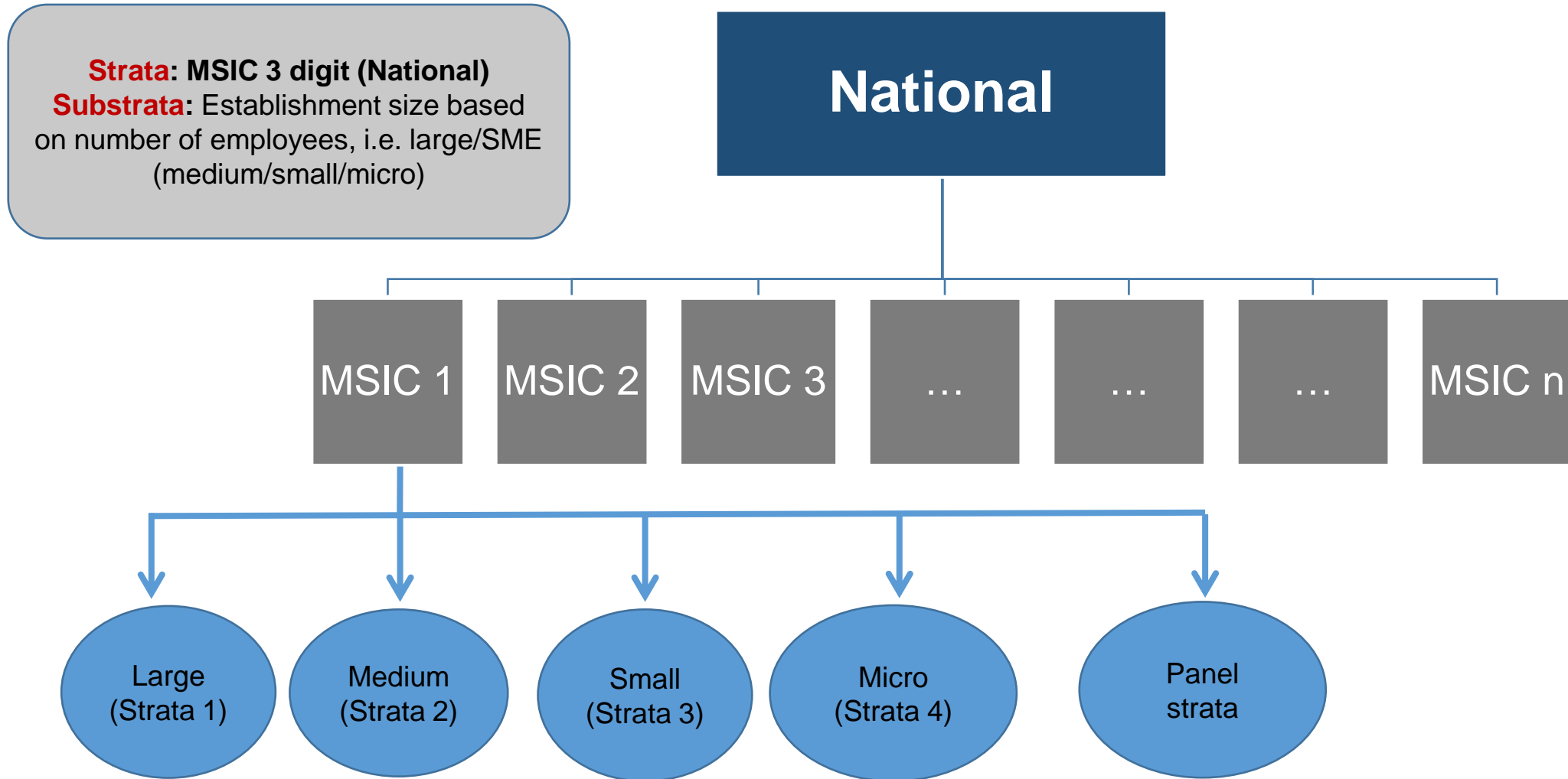
The size of the establishment based on the contribution of the number of employees, covering Large & SME (Medium/Small/Micro)



VOI for sample size estimation:

Total employee of an establishment





Sampling at RSE 15 per cent with **Neyman allocation** along the strata or at minimum of 30 establishments per main domain (MSIC 3D)

Take all

I. Sample size at national level

Strata	N	Sample size, n
(Panel)	4164	3,849
1	6,978	572
2	19,620	788
3	283,571	3,887
4	782,095	2,206
Total	1,096,9288	11,302

II. Sample size by states in Malaysia

STATE	SAMPLE FRAME (N)	SAMPLE SURVEY 2021	PERCENTAGE SHARE
JOHOR	116,600	1,413	12.5
KEDAH	52,711	449	4.0
KELANTAN	49,112	200	1.8
MELAKA	36,557	281	2.5
NEGERI SEMBILAN	37,176	313	2.8
PAHANG	40,858	333	2.9
PERAK	74,055	630	5.6
PERLIS	7,442	37	0.3
PULAU PINANG	74,544	874	7.7
SABAH	75,651	570	5.0
SARAWAK	77,770	712	6.3
SELANGOR	250,437	3,378	29.9
TERENGGANU	33,114	220	1.9
WP KUALA LUMPUR	166,933	1,846	16.3
WP LABUAN	2,837	29	0.3
WP PUTRAJAYA	1,131	17	0.2
TOTAL	1,096,928	11,302	100.0

End of Session 2

rosnah_ali@dosm.gov.my



www.dosm.gov.my




Stats Malaysia



www.mycensus.gov.my





Department of Statistics
M A L A Y S I A



TRAINING COURSE UNDER THE STATISTICAL CAPACITY BUILDING (StatCaB) PROGRAMME FOR THE BENEFIT OF GENERAL BUREAU OF STATISTICS OF SURINAME

Labour demand : The Quarterly Employment Statistics

SESSION 3 – Data collection & processing

ROSNAH MUHAMAD ALI | PRINCIPAL ASSISTANT DIRECTOR
PRIMARY DATA DIVISION | MALAYSIAN BUREAU OF LABOUR STATISTICS



20 OCT



2016 - 2030



@StatsMalaysia
@MyCensus2020



www.dosm.gov.my



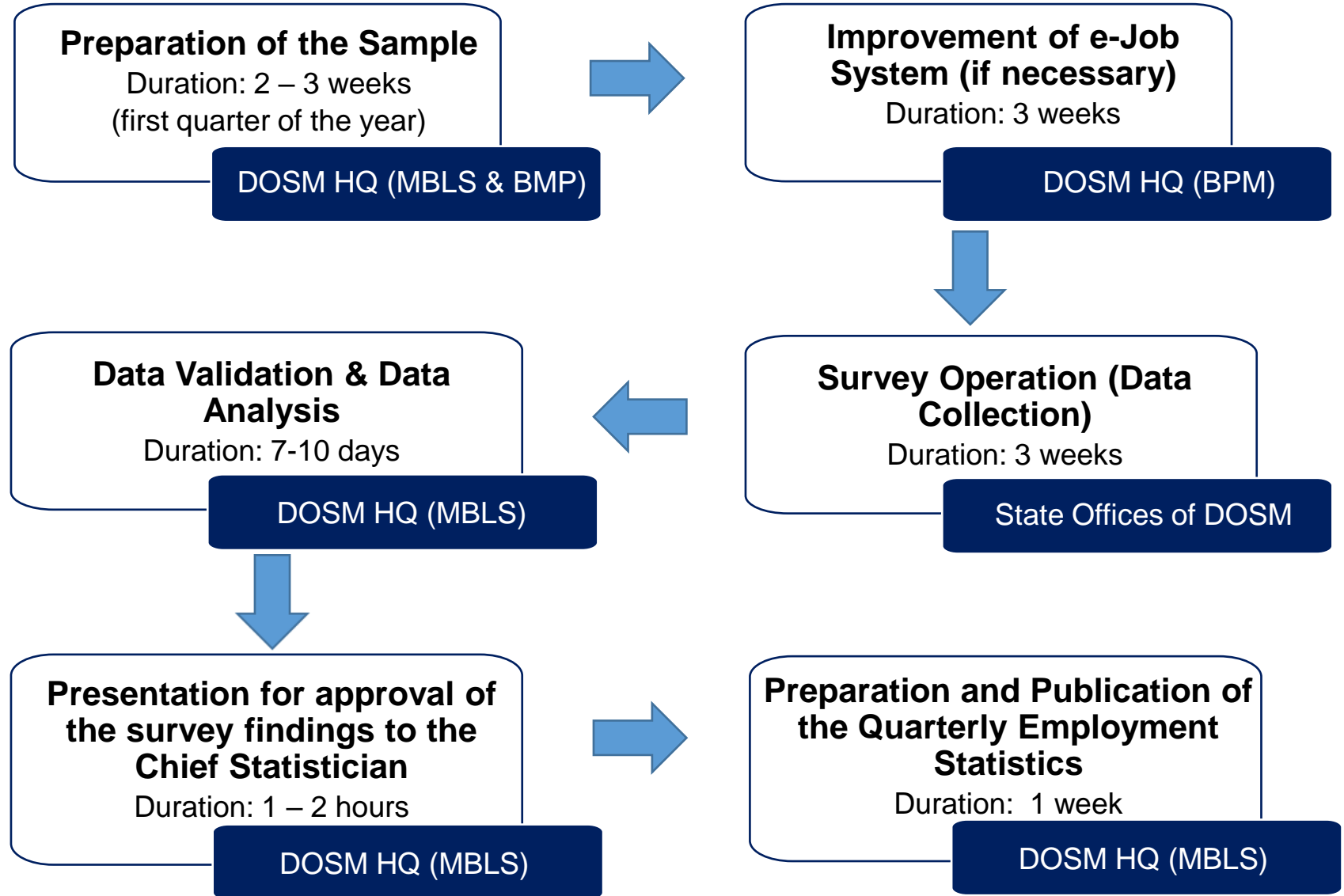
www.mycensus.gov.my



Latest Publication of Quarterly Employment Statistics

Note:

- BMP – Methodology & Research Division
- BPM – Information Management Division





Schedule of Activities (2021)

No.	Activities	Date/Period
1.	Pre-collection phase <ul style="list-style-type: none"> i. Preparation of the 2021 sample ii. Updating of questionnaires iii. Updating of QES Manual and Guidelines 	31 March 2021
2.	Collection phase <ul style="list-style-type: none"> i. Monitoring the operation status ii. Data queries to DOSM state offices iii. Feedback from DOSM state offices 	Operation period Q4 2020: 1-25 Jan 2021 Q1 2021: 1-25 Apr 2021 Q2 2021: 1-25 Jul 2021 Q3 2021: 1-25 Oct 2021
3.	Post collection phase <ul style="list-style-type: none"> i. Data Analysis ii. Presentation of the survey findings to Chief Statistician and the Inter Agency Planning Group (IAPG) members iii. Write-up reading session with Chief Statistician 	Q4 2020: 8 Feb 2021 Q1 2021: 7 May 2021 Q2 2021: 6 Aug 2021 Q3 2021: 9 Nov 2021
4.	Publication of Quarterly Employment Statistics	Publication Release Date Q4 2020: 9 Feb 2021 Q1 2021: 10 May 2021 Q2 2021: 12 Aug 2021 Q3 2021: 11 Nov 2021



Schedule of Activities (2021) (cont.)

No.	Activities	Date/Period
5.	Preparation of Documents Distribution <ul style="list-style-type: none"> i. Publication of Quarterly Employment Statistics ii. Teaser iii. Media Statement iv. Stats Alert v. Montage Video 	Q4 2020: 8 Feb 2021 Q1 2021: 9 May 2021 Q2 2021: 11 Aug 2021 Q3 2021: 10 Nov 2021
6.	Publication distributions to DOSM top management and top management of the agencies involved	Q4 2020: 9-15 Feb 2021 Q1 2021: 10-17 May 2021 Q2 2021: 12-18 August 2021 Q3 2021: 11-18 Nov 2021 *In 5 working days after publication released
7.	Media monitoring (media online and newspaper)	Q4 2020: 9-11 Feb 2021 Q1 2021: 10-13 May 2021 Q2 2021: 12-15 Aug 2021 Q3 2021: 11-14 Nov 2021

Methods of data collection

1

E-Survey (E-Job System)

- ❖ Respondents use **e-Job system** (<https://ejob.stats.gov.my>.) that can be accessed by using newssID and ejobID supplied by DOSM via email, telephone or field work.
- ❖ This method is encouraged to be optimised to reduce cost and burden of respondents.

2

Email and Post

- ❖ Questionnaires were sent to respondents via email or post.
- ❖ Respondents were given two weeks to return the completed questionnaires to the State Offices of DOSM/ Office Operation.
- ❖ If feedback is not obtained within two weeks, field work operations will be conducted to obtain complete questionnaires from the respondents.

3

Telephone and Fax

- ❖ Respondents who do not respond via e-survey, email or post will be contacted by phone.
- ❖ There are also respondents who requested the questionnaires by fax.
- ❖ Through this method, respondents are also given two weeks to return the completed questionnaire to the State Offices of DOSM/ Office Operation.

4

Field Work (Face to Face Interview)

- ❖ Enumerator visit the establishment based on their postal address on the label.
- ❖ Enumerator is required to validate the main activities of the establishment during the visit.

Two parts of QES Questionnaire

1) Establishment Identification Information

- 5 Questions

2) Main Questions

- 3 Sub-topics (18 questions)

i. Employment & Vacancies (6 questions)

Information about **number of employees, vacancies, hires and separation** (Quits, Layoffs and Others) on a monthly basis according to the occupation category.

ii. Paid Employees and Hours Worked (5 questions)

Information about **paid employees** (Full-Time Employees and Part-Time Employees) and **hours worked** (Total Days Worked Per Month, Hours Worked Per Day and Total Overtime Hours Worked) by occupation category.

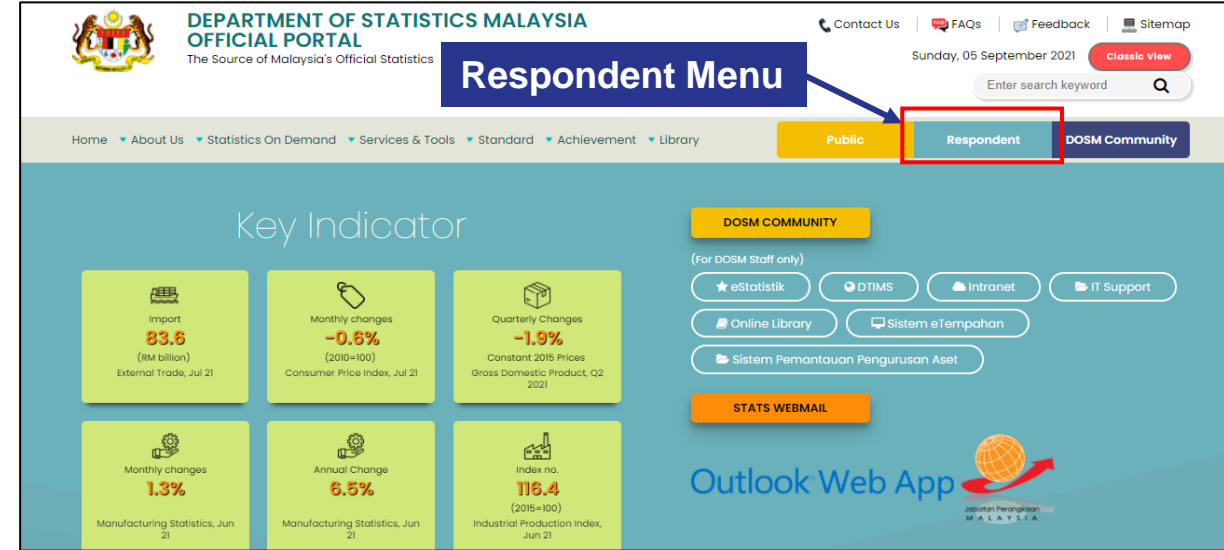
iii. Salaries and Wages (7 questions)

Information about **salaries and wages** by occupation category (Basic salary, Fixed allowance, Bonus, Overtime Pay, Other Payments, Total Salaries & Wages and Payment in Kind).


The image shows the front page of the QES Questionnaire. It includes the Malaysian coat of arms, the Department of Statistics logo, and the title 'SURVEI GUNA TENAGA/GAJI & UPAH SUKU TAHUNAN' (QUARTERLY EMPLOYMENT/SALARIES & WAGES SURVEY). Below the title, it specifies 'SUKU KEDUA/ SECOND QUARTER 2021'. The form contains several sections for data entry, including a table for 'SUKU KEDUA/ SECOND QUARTER 2021' with columns for 'Jumlah Pekerja' (Number of Workers) and 'Jumlah Gaji/Upah' (Total Salary/Wage). There are also sections for 'PENGESAHAN PENGARAH' (Director's Approval) and 'PENGESAHAN PENYELAKSI' (Inspector's Approval).

Front Page of QES Questionnaire

- ❑ The e-Job system is an **e-survey system** that allows selected establishments (respondents) to respond to the **Quarterly Employment Survey**.
- ❑ It was **established in 2013** and since then had undergone several improvement up to this year, 2021.
- ❑ In 2018, the system had undergone major changes as the structure of the questionnaire was re-organized as well as significant database changes.
- ❑ This system can be accessed via DOSM Website <https://www.dosm.gov.my/v1/index.php?r=home> or direct link <https://ejob.stats.gov.my/>



Main Menu of E-Job System

 QUARTERLY EMPLOYMENT/SALARIES & WAGES SURVEY [Home](#) [Bahasa Melayu](#) [English](#)

For any technical issues and queries, please contact

EJOB ADMIN
✉ ejobadmin@dosc.gov.my
☎ 03-8871 0219

RABIATUL ADAWIYAH BINTI RAHIM
✉ rabiatalurahim@dosc.gov.my
☎ 03-8871 0220

MOHAMMAD FARIS BIN ROSLAN
✉ faris.roslan@dosc.gov.my
☎ 03-8871 0219

NURUL SYAHIRAH BINTI MOHD ALI
✉ nurul.syahirah@dosc.gov.my
☎ 03-8871 0220

SHAMSUL ANUAR BIN LOPE ABDUL RAHMAN
✉ shamsulanuar@dosc.gov.my
☎ 03-8871 0221

ROSNAH BINTI MUHAMAD ALI
✉ rosnah_ali@dosc.gov.my
☎ 03-8871 0211

[Click here to get to contact the State Offices of DOSM.](#)

Login

Submit

Activate Account (1st time login)
Forgot Username/Password (Respondent)
Forgot Username/Password (Officer)

Notifications

- Click Here to Download the User Manual of System Quarterly Employment/Salaries & Wages Survey (Respondent's Module).
- Click Here to download the Guide to Complete the Quarterly Employment/Salaries & Wages Survey.

User Roles



↔ Respondent



↔ Operation

↔ Processing

↔ State Admin

↔ HQ Admin

Best viewed using Google Chrome, Mozilla Firefox and Internet Explorer 9.0+ with resolution 1366x768 or higher

e-Job system module are divided into four components as stated below:

RESPONDENT

- Login / Logout
- Responding to the Survey
- My Account
- Language Options

OPERATION/PROCESSING

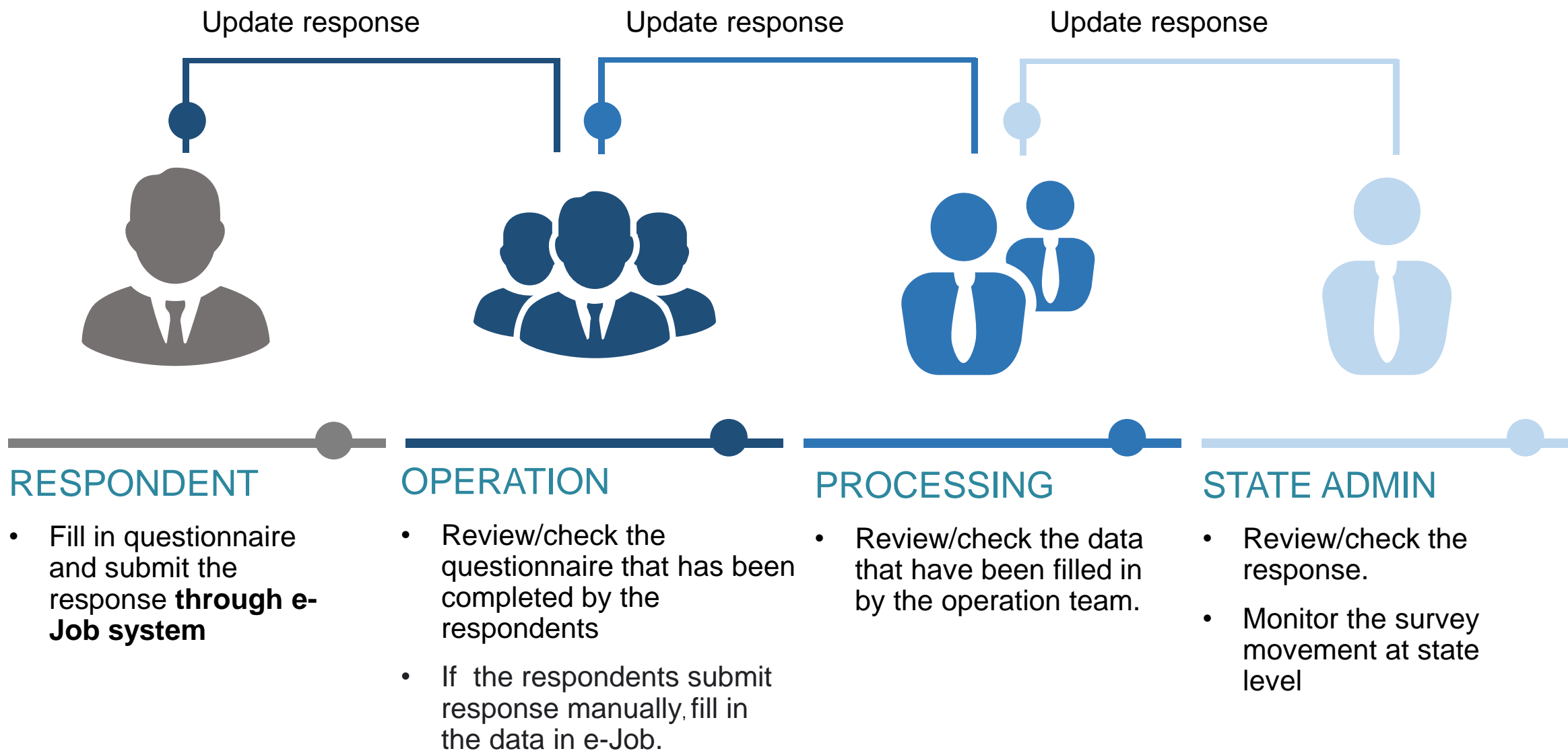
- Login / Logout
- Dashboard
- Survey Movement
- My Account
- Language Options

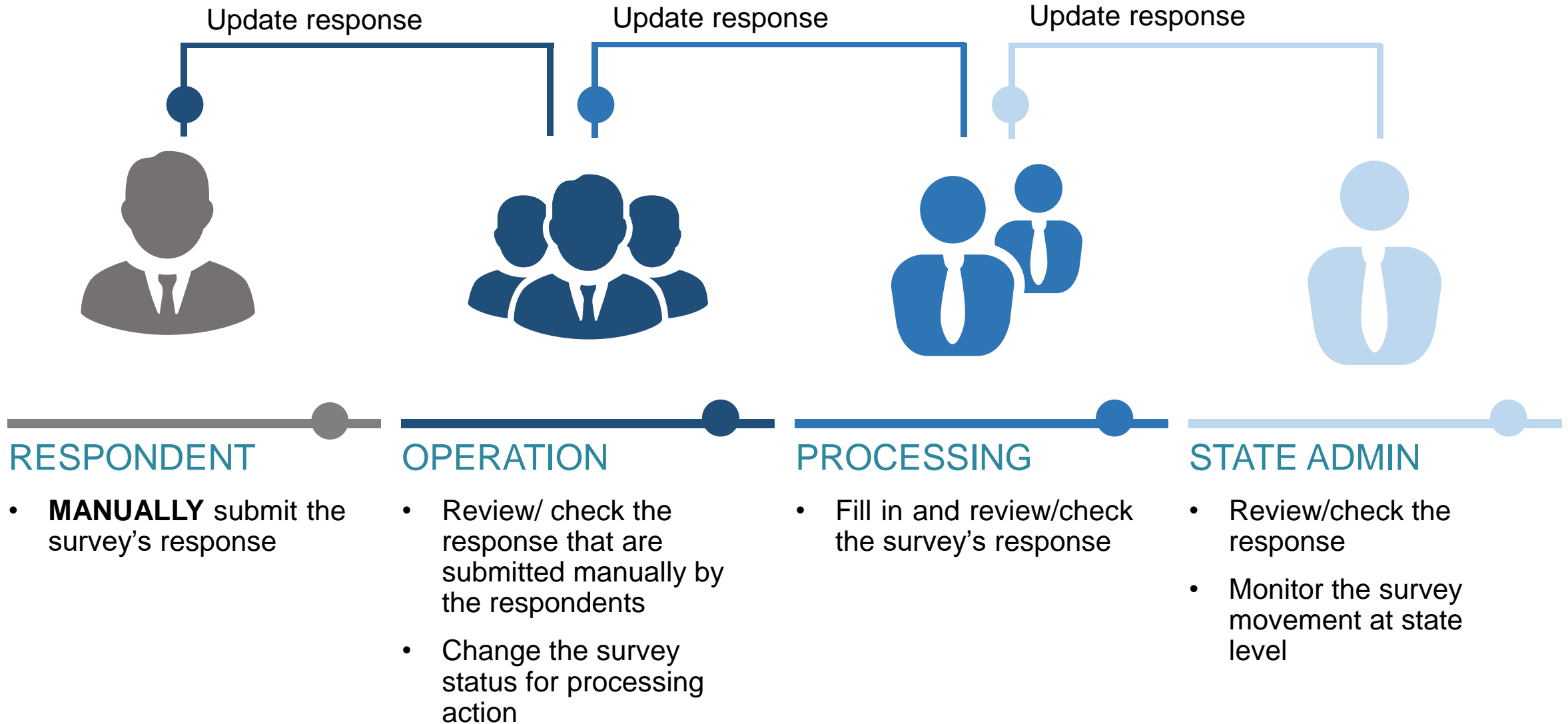
STATE ADMIN

- Login / Logout
- Dashboard
- Account Maintenance
- Survey Movement
- My Account
- Language Options

HQ ADMIN

- Login / Logout
- Dashboard
- Account Maintenance
- Survey Movement
- My Account
- Language Options
- Settings







JABATAN PERANGKAAN MALAYSIA
(DOSM)

PANDUAN PENGGUNA: RESPONDEN

SURVEI GUNA TENAGA / GAJI
DAN UPAH
SUKU TAHUNAN

E-Job System User Guidelines



MANUAL KONSEP SURVEI GUNA TENAGA/ GAJI & UPAH SUKU TAHUNAN



JABATAN PERANGKAAN MALAYSIA
DEPARTMENT OF STATISTICS, MALAYSIA

QES Concept Manual



JABATAN PERANGKAAN MALAYSIA

Panduan Mengisi Soal Selidik

SURVEI GUNA TENAGA/GAJI & UPAH
SUKU TAHUNAN

Kemaskini Edisi Julai 2021

MALYSIAN BUREAU OF LABOUR STATISTICS

QES Questionnaire Guidelines

- ❑ In response to the outbreak of COVID-19, Malaysia's government had implemented Movement Control Order (MCO) in order to curb the spread of the virus. The MCOs had indeed giving challenges in data collection of this survey.
- ❑ The challenges that we are facing, among others are:

Limited operation of sectors

- Due to the MCO, only essential services sectors were allowed to operate. Thus, some of the establishments cannot be reached during the data collection period.

Restriction in field work

- Since field work are restricted, officer relies heavily on the use of telecommunications and digital tools, such as phone calls and e-survey.

Human resource

- Infections of COVID-19 virus among DOSM Officers lead to the shortage of the manpower to carry out this survey.
- In fact, some of the States DOSM/ Operation Offices had to close down temporarily for sanitation process and quarantine period.

End of Session 3

rosnah_ali@dosm.gov.my



www.dosm.gov.my



   
Stats Malaysia



www.mycensus.gov.my





Department of Statistics
M A L A Y S I A



TRAINING COURSE UNDER THE STATISTICAL CAPACITY BUILDING (StatCaB) PROGRAMME FOR THE BENEFIT OF GENERAL BUREAU OF STATISTICS OF SURINAME

Labour demand : The Quarterly Employment Statistics

SESSION 4 – Data dissemination

ROSNAH MUHAMAD ALI | PRINCIPAL ASSISTANT DIRECTOR
PRIMARY DATA DIVISION | MALAYSIAN BUREAU OF LABOUR STATISTICS



20 OCT



2016 - 2030



@StatsMalaysia
@MyCensus2020



www.dosm.gov.my



www.mycensus.gov.my

Indicators



Jobs



Vacancies



Filled Jobs



Jobs Created

Economic Activity



Agriculture



Mining & Quarrying



Manufacturing



Construction



Services



Food processing, beverages and tobacco products



Textiles, wearing apparel, and leather products



Wood products, furniture, paper products and printing



Petroleum, chemical, rubber and plastic products



Non-metallic mineral products, basic metal and fabricated metal products



Electrical, electronic and optical products



Transport equipment, other manufacturing and repair



Wholesale and retail trade



Food & beverages and accommodation



Transportation and storage



Information and communication



Finance, insurance, real estate & business services



Other services

Skills Category



Skilled



Semi-skilled



Low-skilled

Types of Table

Employment Statistics by Economic Activity

Employment Statistics by Skill

Rate of Filled Jobs and Rate of Vacancies

Percentage Share of Jobs by Economic Activity

Percentage Share of Jobs by Skill



Teaser

**PRIME MINISTER'S DEPARTMENT
DEPARTMENT OF STATISTICS MALAYSIA**

QUARTERLY EMPLOYMENT STATISTICS SECOND QUARTER 2021

WHAT ?
The Quarterly Employment Survey is conducted to collect information on labour demand for all economic sectors

WHO WE COVER ?
This survey covers major economic activity of formal private sector establishments namely Agriculture, Mining & Quarrying, Manufacturing, Construction and Services

WHAT WE PUBLISH ?
From the survey, the statistics published are the number of jobs, filled jobs, vacancies and jobs created by economic activity and skills category

FIRST QUARTER 2021

- JOBS**
8.424 million
- FILLED JOBS**
8.246 million
- VACANCIES**
178 thousand
- JOBS CREATED**
17 thousand

**What would be
The Employment Statistics for
SECOND QUARTER 2021 ?**

TO BE RELEASED ON... 12 AUGUST 2021 | 12.00 PM

Video montage



Media Statement

Embargo: Only can be published or disseminated at 1200 hour, Thursday, 12 August 2021



MEDIA STATEMENT FOR EMPLOYMENT STATISTICS, SECOND QUARTER OF 2021

Total jobs in economic sector lower by 0.4 per cent to 8.35 million in the second quarter of 2021

PUTRAJAYA, 12 AUGUST 2021 – Total jobs in economic sector were lower by 0.4 per cent to 8.35 million in the second quarter of 2021, the Department of Statistics Malaysia (DOSM) reported today. These statistics are published in the report of **EMPLOYMENT STATISTICS, SECOND QUARTER 2021** based on the Employment Survey conducted on registered businesses in the private sector. The report presents labour demand statistics, encompassing of jobs, filled jobs, vacancies and jobs created by skill categories and economic activities.

According to Dato' Sri Dr. Mohd Uzir Mahidin, Chief Statistician Malaysia, "During the second quarter of 2021, the total jobs in economic sector were 8.35 million, lower by 0.4 per cent (Q1 2021: -1.7%) as compared to 8.38 million jobs recorded in the same quarter of 2020. In comparison with the previous quarter, total jobs decreased further by 0.9 per cent (Q1 2021: -0.4%) indicating uneven recovery momentum in labour demand following the impact of prolonged health crisis and containment measures imposed since March 2020.

With the rise of COVID-19 new daily cases during this quarter, stringent containment measures were implemented since the middle of May which limited business operating hours and permitted only essential services to operate. These subsequently were reflected by the decrease of 0.5 per cent in filled jobs which recorded 8.17 million jobs in Q2 2021 (Q2 2020: 8.21 million). In this quarter, the number of job vacancies in economic sector was 178.0 thousand, went up by 5.0 per cent due to low base number recorded in Q2 2020 (169.5 thousand). The number of job vacancies remained lower than an average of 200 thousand job vacancies recorded during the pre-crisis period. Both rates of filled jobs and job vacancies during the quarter remained at 97.9 per cent and 2.1 per cent respectively."

Elaborating further on the filled job situation during the second quarter of 2021, he said, "Almost all sectors indicated a downward trend except for Manufacturing sector which posted an increase of 0.9 per cent (Q1 2021: -0.1%) to register 2.16 million jobs. More than half of filled jobs were concentrated in the Services sector (52.4%), followed by Manufacturing (26.4%) and Construction (14.9%). The remaining of 6.3 per cent were in Agriculture and Mining & Quarrying sectors. From the viewpoint of skill category, filled jobs for both semi-skilled (-0.4%) and low-skilled (-2.0%) occupation

Stats Alert

**TODAY'S STATISTICS BY DOSM
AT 12:00 PM**

**STATS ALERT: #146
12 AUG 2021
- RELEASE SERIES -
146/2021**

Quarterly Employment Statistics Second Quarter 2021
Total jobs in economic sector lower by 0.4 per cent to 8.35 million in the second quarter of 2021

- In Q2 2021, **total jobs** in economic sector was 8.35 million jobs, lower by 0.4 per cent (Q1 2021: -1.7%). Similarly, filled jobs also decreased by 0.5 per cent recording 8.17 million jobs in Q2 2021 (Q2 2020: 8.21 million). In this quarter, the number of job vacancies in economic sector was 178.0 thousand, went up by 5.0 per cent due to low base number recorded in Q2 2020 (169.5 thousand). Both rates of filled jobs and job vacancies during the quarter remained at 97.9 per cent and 2.1 per cent respectively.
- More than half of filled jobs** were concentrated in the Services sector (52.4%), followed by Manufacturing (26.4%) and Construction (14.9%). In terms of composition by skill category, more than half was semi-skilled category with a share of 62.4 per cent (5.1 million) whereas skilled category made up 24.7 per cent (2.0 million).
- Most of job vacancies** were in the Manufacturing sector recording 100.1 thousand job vacancies (56.2%), largely in Electrical, electronic and optical products sub-sector (31.6 thousand); and followed by Petroleum, chemical, rubber and plastic products (18.8 thousand).
- A total of **16.2 thousand jobs were created** in this quarter (Q2 2020: 13.7 thousand). By skill category, jobs were largely created for semi-skilled which accounted for 60.8 per cent while skilled category comprised of 30.8 per cent. As for the distribution by economic sector, the largest jobs created was recorded in the Manufacturing sector encompassed 44.6 per cent followed by Services sector (33.6 per cent).

Time Series Data
Jobs, Rate of Filled Jobs and Rate of Vacancies, Q1 2018 - Q2 2021

Legend: Number of jobs (000), Rate of filled jobs (%), Rate of vacancies (%)

**Released by:
CHIEF STATISTICIAN MALAYSIA**

Dr. Uzir Mahidin | dr_uzir | #StatsMalaysia | #MyStatsDay | #MyCensus2020 | #LeaveNoOneBehind




Employment Statistics



Contents

No.	Contents
1	Preface
2	Summary of Findings
3	Tables (42 tables)
4	Technical Notes

Infographic Q2 2021



No.	Contents
1	Introduction
2	Concept & Definitions
3	Labour Demand in Malaysia General statistics about indicator:
3.1	Jobs, Filled Jobs and Vacancies
3.2	Jobs Created
4	Labour Demand Comparison the total indicator of latest quarter with same quarter of last year (year-on-year).
5	Labour Demand by Skill - The breakdown Employment Statistics by skill category - Comparison the indicator by skill of latest quarter with quarter-on-quarter and year-on-year.
6	Labour Demand by Economic Activity The breakdown Employment Statistics by economic activity
6.1	Labour Demand of Agriculture Sector
6.2	Labour Demand of Mining & Quarrying Sector
6.3	Labour Demand of Manufacturing Sector
6.4	Labour Demand of Construction Sector
6.5	Labour Demand of Services Sector



No.	Name of tables
Main Statistics	
1.1a	Annual Employment Statistics by Economic Activity, 2018 - 2020
1.1b	Annual Employment Statistics by Skill, 2018 - 2020
1.1c	Rate of Filled Jobs and Rate of Vacancies, 2018 - 2020
1.2a	Quarterly Employment Statistics by Economic Activity, Q1 2018 - Q2 2021
1.2b	Quarterly Employment Statistics by Skill, Q1 2018 - Q2 2021
1.2c	Rate of Filled Jobs and Rate of Vacancies, Q1 2018 - Q2 2021
Jobs	
2.1a	Annual Jobs by Economic Activity, 2018 - 2020
2.1b	Annual Percentage Share of Jobs by Economic Activity, 2018 - 2020
2.2a	Quarterly Jobs by Economic Activity and Skill, Q1 2018 - Q2 2021
2.2b	Quarterly Percentage Share of Jobs by Economic Activity and Skill, Q1 2018 - Q2 2021
2.3a	Annual Jobs by Economic Activity and Skill, 2018 - 2020
2.3b	Annual Percentage Share of Jobs by Economic Activity and Skill, 2018 - 2020

No.	List of Table
Jobs	
2.4a	Quarterly Jobs by Economic Activity and Skill, Q1 2018 - Q2 2021
2.4b	Quarterly Percentage Share of Jobs by Economic Activity and Skill, Q1 2018 - Q2 2021
Filled Jobs	
3.1a	Annual Filled Jobs by Economic Activity, 2018 - 2020
3.1b	Annual Percentage Share of Filled Jobs by Economic Activity, 2018 - 2020
3.2a	Quarterly Filled Jobs by Economic Activity and Skill, Q1 2018 - Q2 2021
3.2b	Quarterly Percentage Share of Filled Jobs by Economic Activity and Skill, Q1 2018 - Q2 2021
3.3a	Annual Filled Jobs by Economic Activity and Skill, 2018 - 2020
3.3b	Annual Percentage Share of Filled Jobs by Economic Activity and Skill, 2018 - 2020
3.3c	Annual Rate of Filled Jobs by Economic Activity and Skill, 2018 - 2020
3.4a	Quarterly Filled Jobs by Economic Activity and Skill, Q1 2018 - Q2 2021
3.4b	Quarterly Percentage Share of Filled Jobs by Economic Activity and Skill, Q1 2018 - Q2 2021
3.4c	Quarterly Rate of Filled Jobs by Economic Activity and Skill, Q1 2018 - Q2 2021



List of tables (cont'd)

No.	Name of Tables
Vacancies	
4.1a	Annual Vacancies by Economic Activity, 2018 - 2020
4.1b	Annual Percentage Share of Vacancies by Economic Activity, 2018 - 2020
4.2a	Quarterly Vacancies by Economic Activity and Skill, Q1 2018 - Q2 2021
4.2b	Quarterly Percentage Share of Vacancies by Economic Activity and Skill, Q1 2018 - Q2 2021
4.3a	Annual Vacancies by Economic Activity and Skill, 2018 - 2020
4.3b	Annual Percentage Share of Vacancies by Economic Activity and Skill, 2018 - 2020
4.3c	Annual Rate of Vacancies by Economic Activity and Skill, 2018 - 2020
4.4a	Annual Vacancies by Economic Activity and Skill, Q1 2018 - Q2 2021
4.4b	Annual Percentage Share of Vacancies by Economic Activity and Skill, Q1 2018 - Q2 2021
4.4c	Quarterly Rate of Vacancies by Economic Activity and Skill, Q1 2018 - Q2 2021





No.	Name of tables
Jobs Created	
5.1a	Annual Jobs Created by Economic Activity, 2018 - 2020
5.1b	Annual Percentage Share of Jobs Created by Economic Activity, 2018 - 2020
5.2a	Quarterly Jobs Created by Economic Activity and Skill, Q1 2018 - Q2 2021
5.2b	Quarterly Percentage Share of Jobs Created by Economic Activity and Skill, Q1 2018 - Q2 2021
5.3a	Annual Jobs Created by Economic Activity and Skill, 2018 - 2020
5.3b	Annual Percentage Share of Jobs Created by Economic Activity and Skill, 2018 - 2020
5.4a	Quarterly Jobs Created by Economic Activity and Skill, Q1 2018 - Q2 2021
5.4b	Quarterly Percentage Share of Jobs Created by Economic Activity and Skill, Q1 2018 - Q2 2021





No.	Contents
1	Introduction
2	Legal provisions
3	Scope and coverage
4	Reference period
5	Method of collecting information
6	Reporting unit
7	Concepts and definitions
7.1	Jobs
7.2	Filled jobs
7.3	Vacancies
7.4	Jobs created

No.	Contents
7.5	Industry
7.7	Category of economic activity
7.8	Occupation category
7.9	Category of skills
8	Sampling design
9	Estimation procedure
10	Employment statistics
11	Rounding of estimates
12	Notes, symbol and abbreviation

Types of Media

Online: 23

Twitter: 6

Printed: 2

Online

No.	Media	Title
1	The Malaysian Reserve	Total jobs declined to 8.35mil in 2Q21
2	The Star	Jobs in economic sector dipped in 2Q due to movement curbs
3	The Borneo Post	Total jobs in economic sector lower by 0.4 pct in Q2 2021, finds Statistics Dept
4	Bernama	Total jobs in economic sector lower by 0.4 pct in Q2 2021
5	The Malaysian Insight	Jumlah jawatan dalam sektor ekonomi turun 0.4%, kata Jabatan Perangkaan
6	Berita Harian	Jumlah pekerjaan tersedia di Malaysia berkurangan
7	mforum.cari	Jumlah pekerjaan yang terdapat di Malaysia semakin menurun
8	Free Malaysia Today	Fewer jobs as businesses continue to struggle in Q2

No.	Media	Title
9	Selangor Journal	DOSM: Total jobs in economic sector lower by 0.4 pct in second quarter 2021
10	klse screener	Jobs in economic sector dipped in 2Q due to movement curbs
11	Sinar Harian	Jawatan sektor ekonomi turun 0.4 peratus
12	Worldakkam	Total sector employment down 0.4% in Q2 2021: DOSM
13	Info Rakyat Kini	Jawatan sektor ekonomi turun 0.4 peratus
14	rnggt.com	Jumlah Pekerjaan Di Malaysia Menurun – Kini Di Paras 8.35 Juta Jawatan Bagi Suku Kedua 2021
15	MSN	Fewer jobs as businesses continue to struggle in Q2
16	The Sun Daily	Number of jobs in Malaysia's economic sector slips 0.4% to 8.35 million in Q2
17	Remonews	Jobs in the economic sector declined in the second quarter due to the brakes on movements
18	Utusan	Jumlah jawatan menurun 0.4 peratus
19	Dagang News	Jawatan di sektor ekonomi berkurang 0.4% pada 2q21
20	Head Topics	Jumlah jawatan dalam sektor ekonomi turun 0.4%, kata Jabatan Perangkaan The Malaysian Insight
21	Bernama	Jumlah jawatan dalam sektor ekonomi turun 0.4 peratus pada suku kedua 2021 - Perangkaan
22	Neotizen News	Jumlah jawatan sektor ekonomi turun 0.4 peratus suku kedua 2021
23	BeritaKini.biz	Pekerjaan di sektor ekonomi merosot pada suku kedua disebabkan oleh pergerakan

Twitter

No.	Media	Title
1	@bernamadotcom	Jobs in the economic sector declined by 0.4 per cent to 8.35 million in Q2 2021
2	@1Rnggt	Jumlah Pekerjaan Di Malaysia Menurun – Kini Di Paras 8.35 Juta Jawatan Bagi Suku Kedua 2021
3	@Media_Selangor	DOSM: Total jobs in economic sector lower by 0.4 pct in second quarter 2021
4	@TMReserve	Total jobs declined to 8.35mil in 2Q21
5	@fmtoday	Fewer jobs as businesses continue to struggle in Q2
6	@staronline	Jobs in economic sector dipped in 2Q due to movement curbs

Printed Media

Jumlah jawatan di Malaysia berkurangan

Jumlah jawatan dalam sektor ekonomi berkurang 0.4 peratus kepada 8.35 juta pada suku kedua 2021, demikian menurut Jabatan Perangkaan Malaysia (DOSM).

Ketua Perangkaan Malaysia, Datuk Seri Dr Mohd Uzir Mahidin, berkata berbanding suku tahun sebelumnya, jumlah jawatan terus menurun 0.9 peratus yang menunjukkan momentum pemulihan yang tidak menentu dalam permintaan buruh berkaitan impak krisis kesihatan yang berlanjutan dan langkah pencegahan yang dilaksanakan sejak Mac 2020.

"Berikutan peningkatan kes harian baharu COVID-19 pada suku ini, langkah pencegahan lebih ketat dilaksanakan mulai pertengahan Mei yang menyebabkan banyak operasi perniagaan dan banyak perkhidmatan penting dibataskan beroperasi."

"Ini seterusnya digambarkan oleh penurunan sebanyak 0.5 peratus jawatan diuji yang merekodkan 8.17 juta jawatan pada suku kedua 2021," katanya dalam hanya-taan, semalam.

Mohd Uzir berkata, hampir semua sektor merekodkan trend menurun kecuali sektor pembastan yang mencatatkan peningkatan 0.9 peratus dengan mencatatkan 2.16 juta jawatan.

Dari segi kategori, perkhidmatan kewangan mencatatkan peningkatan 0.9 peratus dengan mencatatkan 2.16 juta jawatan.

Dari segi kategori, perkhidmatan kewangan mencatatkan peningkatan 0.9 peratus dengan mencatatkan 2.16 juta jawatan.

Dari segi kategori, perkhidmatan kewangan mencatatkan peningkatan 0.9 peratus dengan mencatatkan 2.16 juta jawatan.

Jumlah jawatan berkurangan 0.4 peratus

Momentum pemulihan tidak menentu dalam permintaan buruh

OHAI MUHAMMAD YUSOFF MUHAMMAD YUSOFF

SHAH ALAM

176,000 meningkat 5.0 peratus berbanding suku dua tahun 2020, namun 0.4 peratus kepada 8.35 juta pada suku kedua 2021, demikian menurut Jabatan Perangkaan Malaysia (DOSM).

Ketua Perangkaan Malaysia, Datuk Seri Dr Mohd Uzir Mahidin, berkata, peratusan kesihatan menunjukkan momentum pemulihan yang tidak menentu dalam permintaan buruh berkaitan impak krisis kesihatan yang berlanjutan dan langkah pencegahan yang dilaksanakan sejak Mac 2020.

Momenta beliau, langkah pencegahan yang lebih ketat mulai pertengahan Mei yang menyebabkan banyak operasi perniagaan dan banyak perkhidmatan penting dibataskan beroperasi.

"Ini seterusnya digambarkan oleh penurunan sebanyak 0.5 peratus jawatan diuji yang merekodkan 8.17 juta jawatan pada suku kedua 2021."

"Pada suku kedua tahun ini, jumlah jawatan dalam sektor ekonomi sebanyak 8.35 juta, menunjukkan penurunan 0.4 peratus berbanding 8.38 juta pada suku yang sama 2020."

Mengulas lanjut, Mohd Uzir berkata, bilangan jawatan jawatan juga kekal lebih rendah daripada purata 200,000 kehilangan jawatan yang direkodkan sebelum krisis.

Umr beliau, kedua-dua kadar pengisian jawatan dan keluasan jawatan masing-masing kekal pada 97.9 dan 2.1 peratus.

Dalam pada itu, Mohd Uzir berkata, hampir semua sektor mencatatkan trend menurun kecuali sektor pembastan yang mencatatkan peningkatan 0.9 peratus dengan mencatatkan 2.16 juta jawatan.

Dari segi kategori, perkhidmatan kewangan mencatatkan peningkatan 0.9 peratus dengan mencatatkan 2.16 juta jawatan.

Dari segi kategori, perkhidmatan kewangan mencatatkan peningkatan 0.9 peratus dengan mencatatkan 2.16 juta jawatan.

Berita Harian: Jumlah jawatan di Malaysia berkurangan

Sinar Harian: Jumlah jawatan berkurangan 0.4 peratus

www.dosm.gov.my

1. Statistics On Demand

2. eStatistics

3. Free Download

4. Employment Statistics

DEPARTMENT OF STATISTICS MALAYSIA
OFFICIAL PORTAL
The Source of Malaysia's Official Statistics

1

Home ▾ About Us ▾ Statistics On Demand ▾ Services & Tools ▾ Standard ▾ Achievement ▾ Library

Advance Release Calendar

By Themes

Data Request

NSDP

2

eStatistik

Time Series Data

Malaysia @ a Glance

Open Data

03 Sep: Malaysia

27 Aug: Malaysia

Quarterly Changes
-1.9%
Constant 2015 Prices
Gross Domestic Product, Q2 2021

DEPARTMENT OF STATISTICS MALAYSIA
eStatistik

Home

My Account

Employment Statistics 4 Search | Advance Search

Free Download 3

Publications

- Printed
- Free Download
- Journals

Advance Release Calendar

- Advance Release Calendar

e-Survey

- MM e-Survey (Monthly Manufacturing Survey)
- MDT e-Survey (Monthly Survey Of Wholesale & Retail Trade)
- QCS e-Survey (Quarterly Construction Survey)
- PPI e-Survey (Monthly Price Survey)

Data Request & Feedback

- Order Form
- Feedback Form

Main Category: Please select ▾

Sub-Category: Please select ▾

Search Reset

No.	Title of Publications	Product Type	Release Series	Release Date
1	Employment Statistics	Publication	Third Quarter 2020	12 November 2020
2	Employment Statistics	Publication	Second Quarter 2020	13 August 2020
3	Employment Statistics	Publication	First Quarter 2020	14 May 2020
4	Employment Statistics	Publication	Fourth Quarter 2019	13 February 2020
5	Employment Statistics	Publication	Third Quarter 2019	22 November 2019
6	Employment Statistics	Publication	Second Quarter 2019	06 September 2019
7	Employment Statistics	Publication	Second Quarter 2018	15 November 2018
8	Employment Statistics	Publication	Fourth Quarter 2017	20 July 2018

Record 1 to 8 from 8

End of Session 4

rosnah_ali@dosm.gov.my



www.dosm.gov.my



   
Stats Malaysia



www.mycensus.gov.my




THANK YOU

BANCI MALAYSIA

POPULATION & HOUSING
**CENSUS
MALAYSIA 2020**

YOUR DATA IS OUR FUTURE



Make Sure You're
COUNTED

For More Info : www.dosm.gov.my
www.mycensus.gov.my



20 OCT



2016-2030

