

# Quality Frameworks for Official Statistics





## Content

- Quality Frameworks for Official Statistics
- Comparisons of Quality Frameworks for Official Statistics
- Quality Management Framework of UN (UN NQAF)
- TurkStat Quality Assurance Framework

## Quality Frameworks for Official Statistics

- CoP (QAF of ESS)
- IMF's DQAF
- QAF of Canada
- UN NQAF



## Comparisons of Quality Frameworks for Official Statistics

### ESS CoP

- **Relevance**
- **Accuracy**
- **Timeliness and punctuality**
- **Accessibility and clarity**
- **Comparability and coherence**

### IMF

- **Integrity**
- **Accuracy and reliability**
- **Accessibility**
- **Methodological soundness**
- **Serviceability**

### Canada QAF

- **Relevance**
- **Accuracy**
- **Timeliness**
- **Accessibility**
- **Coherence**
- **Interpretability**

### UN NQAF

- **Relevance**
- **Accuracy and reliability**
- **Timeliness and punctuality**
- **Accessibility and clarity**
- **Comparability and coherence**
- **Managing metadata**

## Comparisons of Quality Frameworks for Official Statistics

### ESS CoP

- Relevance
- Accuracy
- Timeliness and punctuality
- Accessibility and clarity
- Comparability and coherence

### IMF

- Integrity
- Methodological soundness
- Accuracy and reliability
- Serviceability
- Accessibility

### Canada QAF

- Relevance
- Accuracy
- Timeliness
- Accessibility
- Coherence
- Interpretability

### UN NQAF

- Relevance
- Accuracy and reliability
- Timeliness and punctuality
- Accessibility and clarity
- Coherence and comparability
- Managing metadata

## Comparisons of Quality Frameworks for Official Statistics

### ESS CoP

- Relevance
- Accuracy
- Timeliness and punctuality
- Accessibility and clarity
- Comparability and coherence

### IMF

- Integrity
- Methodological soundness
- Accuracy and reliability
- Serviceability
- Accessibility

### Canada QAF

- Relevance
- Accuracy
- Timeliness
- Accessibility
- Coherence
- Interpretability

### UN NQAF

- Relevance
- Accuracy and reliability
- Timeliness and punctuality
- Accessibility and clarity
- Coherence and comparability
- Managing metadata

## Comparisons of Quality Frameworks for Official Statistics

### ESS CoP

- Relevance
- Accuracy
- Timeliness and punctuality
- Accessibility and clarity
- Comparability and coherence

### IMF

- Integrity
- Methodological soundness
- Accuracy and reliability
- Serviceability
- Accessibility

### Canada QAF

- Relevance
- Accuracy
- Timeliness
- Accessibility
- Coherence
- Interpretability

### UN NQAF

- Relevance
- Accuracy and reliability
- Timeliness and punctuality
- Accessibility and clarity
- Coherence and comparability
- Managing metadata

## Comparisons of Quality Frameworks for Official Statistics

### ESS CoP

- Relevance
- Accuracy
- Timeliness and punctuality
- Accessibility and clarity
- Comparability and coherence

### IMF

- Integrity
- Methodological soundness
- Accuracy and reliability
- Serviceability
- Accessibility

### Canada QAF

- Relevance
- Accuracy
- Timeliness
- Accessibility
- Coherence
- Interpretability

### UN NQAF

- Relevance
- Accuracy and reliability
- Timeliness and punctuality
- Accessibility and clarity
- Coherence and comparability
- Managing metadata

## Quality Management Framework of UN (UN NQAF)

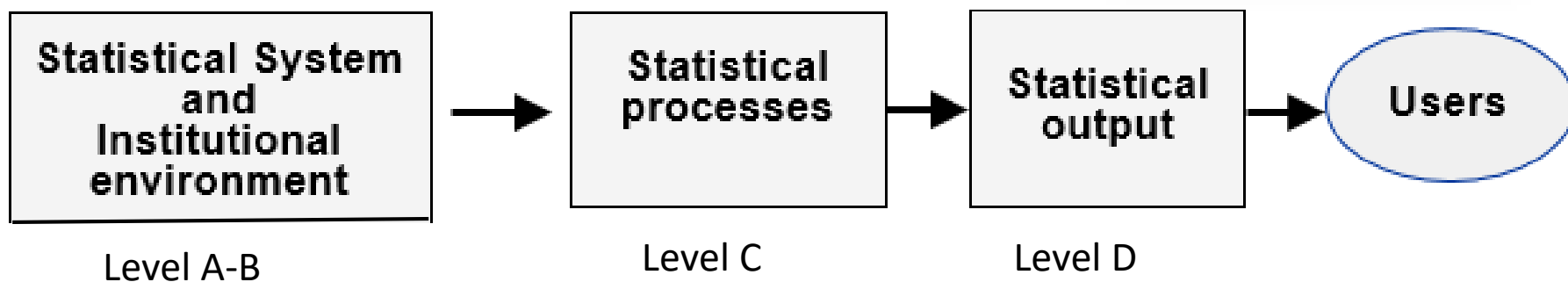

UN NQAF arranges its quality principles and associated requirements into four levels:

**Level A:** Managing the statistical system

**Level B:** Managing the institutional environment

**Level C:** Managing statistical processes

**Level D:** Managing statistical outputs



## UN NQAF Recommendations

- Official statistics **have to be guaranteed** by legal and institutional frameworks
- Countries **should include the requirements of quality assurance** in production of statistics for official use
- Countries **should establish a NQAF** for official statistics
- The NQAF for official statistics is being developed in alignment the UN NQAF
- The NQAF is implemented at the NSO and throughout the entire NSS

## Benefits of NQAF

- It provides **a generic model** for the members of the NSS to adopt, develop or revisit their own quality assurance framework
- It offers a mechanism for systematic monitoring and ongoing identification of risks and quality issues across the NSS to develop timely corrective measures. Hence, it supports quality improvements and their maintenance over time.
- It supports NSS coordination by providing common guidance on quality assurance and reference material for training

## Benefits of NQAF

- It provides a generic model for the members of the NSS to adopt, develop or revisit their own quality assurance framework
- It offers **a mechanism for systematic monitoring and ongoing identification of risks and quality issues** across the NSS to develop timely corrective measures. Hence, it supports quality improvements and their maintenance over time.
- It supports NSS coordination by providing common guidance on quality assurance and reference material for training

## Benefits of NQAF

- It provides a generic model for the members of the NSS to adopt, develop or revisit their own quality assurance framework
- It offers a mechanism for systematic monitoring and ongoing identification of risks and quality issues across the NSS to develop timely corrective measures. Hence, it supports quality improvements and their maintenance over time.
- It supports NSS coordination by **providing common guidance** on quality assurance and reference material for training

## Benefits of NQAF

- It gives **greater transparency** to processes by which quality is assured and reinforces **the credibility** of statistics producers and the coordinating agency (typically the NSO) within NSS.
- It serves as a common ground to promote dialogue on quality challenges and opportunities at the national, regional and international level.
- It provides a basis for creating and maintaining a quality culture within the NSS.

## Benefits of NQAF


- It gives greater transparency to processes by which quality is assured and reinforces the credibility of statistics producers and the coordinating agency (typically the NSO) within NSS.
- It serves as **a common ground** to promote dialogue on quality challenges and opportunities at the national, regional and international level.
- It provides a basis for creating and maintaining a quality culture within the NSS.

## Benefits of NQAF

- It gives greater transparency to processes by which quality is assured and reinforces the credibility of statistics producers and the coordinating agency (typically the NSO) within NSS.
- It serves as a common ground to promote dialogue on quality challenges and opportunities at the national, regional and international level.
- It provides **a basis for creating and maintaining a quality culture** within the NSS.

## TurkStat Quality Assurance Framework

- **Statistics Law of Turkey:** Includes the ES CoP's principles and covers the statistical system as a whole
- Turkish Statistical Institute's QAF is based on the **principles of ESS CoP**
- Our **strategic plan** is configured based on these quality principles
- **The entire statistical business process** is planned on the quality axis



[https://unstats.un.org/unsd/methodology/dataquality/references/Turkey/Quality\\_Assurance\\_Framework.pdf](https://unstats.un.org/unsd/methodology/dataquality/references/Turkey/Quality_Assurance_Framework.pdf)

## TurkStat Quality Assurance Framework

### Principle 2 - Mandate for data collection

- TurkStat has a clear legal mandate to collect the data needed for the implementation of the **Official Statistical Programme**.
- TurkStat is entitled to collect data directly from statistical units and can access administrative records for statistical purposes.
- The obligation to reply to all surveys or censuses is stipulated by the Statistics Law, Article 7.

# TurkStat Quality Assurance Framework

## Principle 2 - Mandate for data collection

- TurkStat has a clear legal mandate to collect the data needed for the implementation of the Official Statistical Programme.
- TurkStat is entitled to **collect data directly from statistical units and can access administrative records** for statistical purposes.
- The obligation to reply to all surveys or censuses is stipulated by the Statistics Law, Article 7.

## TurkStat Quality Assurance Framework

### Principle 2 - Mandate for data collection

- TurkStat has a clear legal mandate to collect the data needed for the implementation of the Official Statistical Programme.
- TurkStat is entitled to collect data directly from statistical units and can access administrative records for statistical purposes.
- **Obligation to reply** to all surveys or censuses is stipulated by the Statistics Law, Article 7.


# TurkStat Quality Assurance Framework

## Principle 8 - Appropriate Statistical Procedures

- TurkStat undertakes surveys **in accordance with the international literature**.

Methodological documents and directions developed by **Eurostat and the UN** are followed.

- Questionnaires are examined and tested thoroughly before the field work starts. Checklists are used to control the field work for surveys, standard data validation and cleaning rules are embedded into the electronic data collection forms.



# TurkStat Quality Assurance Framework

## Principle 8 - Appropriate Statistical Procedures

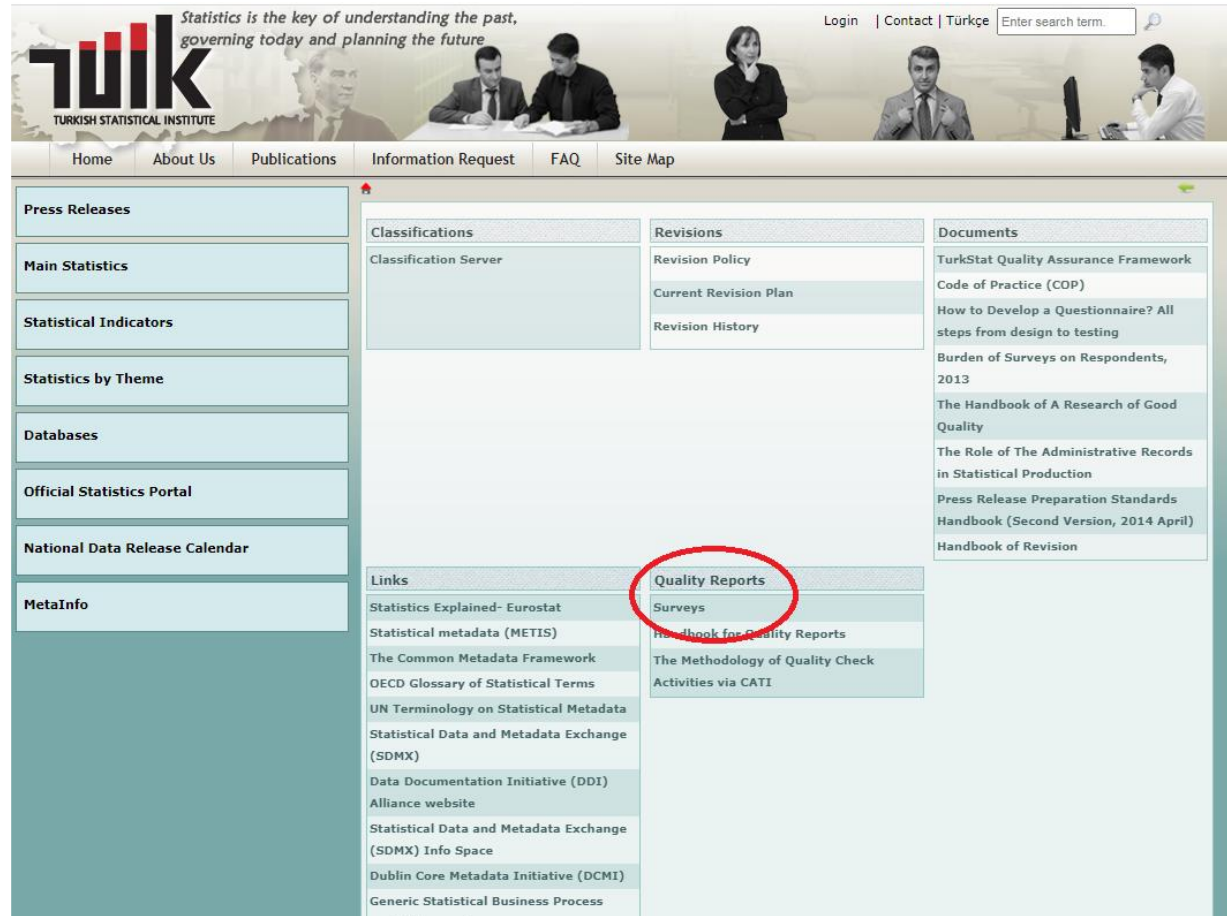
- TurkStat undertakes surveys in accordance with the international literature.  
Methodological documents and directions developed by Eurostat and the UN are followed.
- Questionnaires are **examined and tested** thoroughly before the field work starts. **Checklists** are used to control the field work for surveys, standard data validation and **edit rules** are embedded into the electronic data collection forms.



# TurkStat Quality Assurance Framework

## Principle 8 - Appropriate Statistical Procedures

- The methods used in *corrections or imputations* are published as part of the institutional quality reports.
- *The revision policy* as well as the historical information about the revisions done for produced statistics is presented to the public on the web site.
- [Quality Report of AES](#)



## TurkStat Quality Assurance Framework

### Principle 8 - Appropriate Statistical Procedures

- Article 10 states that *“Institutions and organizations are under the obligation to establish and update their **national register systems** in their areas of work in line with the **standards as defined by the Presidency**, and open these registers to the Presidency for the statistical use of them”*.
- TurkStat makes assessments of official statistics in line with the national quality principles, standards and indicators (detailed explanation in the next section).

# TurkStat Quality Assurance Framework

## Principle 8 - Appropriate Statistical Procedures

- Article 10 states that “Institutions and organizations are under the obligation to establish and update their national register systems in their areas of work in line with the standards as defined by the Presidency, and open these registers to the Presidency for the statistical use of them”.
- TurkStat makes assessments of official statistics **in line with the national quality principles, standards and indicators** (detailed explanation in the next section).

## TurkStat Quality Assurance Framework

### Principle 9 - Non-excessive burden on respondents

- As part of the Strategic Plan, TurkStat continuously **measures and monitors the burden imposed on respondents** and takes necessary measures to reduce the response burden.
- TurkStat started to measure the burden on respondents in 2013, and continued in 2015. Response burden will be measured every 5 years from now on.
- TurkStat focuses on collecting data from administrative sources as much as possible. Some of the major business surveys are now using data from administrative sources.

## TurkStat Quality Assurance Framework

### Principle 9 - Non-excessive burden on respondents

- As part of the Strategic Plan, TurkStat continuously measures and monitors the burden imposed on respondents and takes necessary measures to reduce the response burden.
- TurkStat started to measure the burden on respondents in 2013, and continued in 2015. **Response burden** will be measured every 5 years from now on.
- TurkStat focuses on collecting data from administrative sources as much as possible. Some of the major business surveys are now using data from administrative sources.

## TurkStat Quality Assurance Framework

### Principle 9 - Non-excessive burden on respondents

- As part of the Strategic Plan, TurkStat continuously measures and monitors the burden imposed on respondents and takes necessary measures to reduce the response burden.
- TurkStat started to measure the burden on respondents in 2013, and continued in 2015. Response burden will be measured every 5 years from now on.
- TurkStat **focuses on collecting data from administrative sources** as much as possible. Some of the major business surveys are now using data from administrative sources.

# TurkStat Quality Assurance Framework

## Principle 13 - Timeliness and punctuality

- TurkStat follows a dissemination strategy in compliance with the international standards based on disseminating data as soon as the final data is ready.
- Advance release calendar for all official statistics of Turkey is released on the statistical portal at the end of each year.
- TurkStat’s press releases are disseminated at 10.00 am.

No: 33847 10 February 2020 Hrs: 10:00

### Sustainable Development Indicators, 2010-2018

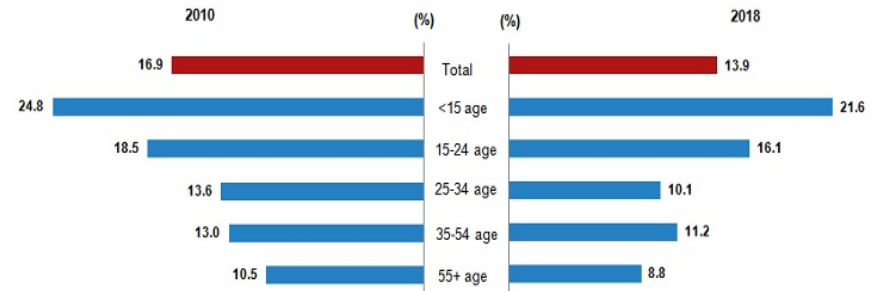
Within the framework of 2030 Agenda for Sustainable Development, adopted at the Sustainable Development Summit of United Nations which was held on 25 September 2015, 17 main goals and 169 targets were determined. In order to monitor achieving the sustainable development goals and targets, an indicator set consisting of 232 global indicators were constituted.

Global indicators identified as currently available at national level and proxy indicators considered to be appropriate to measure relevant target are published with this press release as total 100 indicators together with definitions.

### Relative at risk of poverty rate decreased by 3.0 percentage point in 2010 - 2018 period

The at risk of poverty rate according to poverty threshold set at 50% of median equivalised household disposable income was realized as 13.9% in 2018 with a 3.0 percentage point decrease compared to 2010 which was 16.9%. While at risk of poverty rate for individuals under 15 years of age was 24.8% in 2010, this rate realized as 21.6% in 2018. Poverty rate for young population representing the 15-24 age group was 18.5% in 2010 and decreased to 16.1% in 2018.

Proportion of population below the poverty line, 2010, 2018



# TurkStat Quality Assurance Framework

## Principle 13 - Timeliness and punctuality

- TurkStat follows a dissemination strategy in compliance with the international standards based on disseminating data as soon as the final data is ready.
- Advance release calendar for all official statistics** of Turkey is released on the statistical portal at the end of each year.
- TurkStat’s press releases are disseminated at **10.00 am.**

No: 33847 **10 February 2020** Hrs: 10:00

### Sustainable Development Indicators, 2010-2018

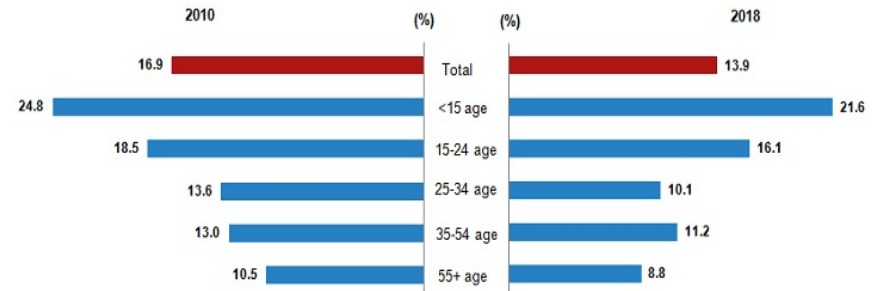
Within the framework of 2030 Agenda for Sustainable Development, adopted at the Sustainable Development Summit of United Nations which was held on 25 September 2015, 17 main goals and 169 targets were determined. In order to monitor achieving the sustainable development goals and targets, an indicator set consisting of 232 global indicators were constituted.

Global indicators identified as currently available at national level and proxy indicators considered to be appropriate to measure relevant target are published with this press release as total 100 indicators together with definitions.

### Relative at risk of poverty rate decreased by 3.0 percentage point in 2010 - 2018 period

The at risk of poverty rate according to poverty threshold set at 50% of median equivalised household disposable income was realized as 13.9% in 2018 with a 3.0 percentage point decrease compared to 2010 which was 16.9%. While at risk of poverty rate for individuals under 15 years of age was 24.8% in 2010, this rate realized as 21.6% in 2018. Poverty rate for young population representing the 15-24 age group was 18.5% in 2010 and decreased to 16.1% in 2018.

Proportion of population below the poverty line, 2010, 2018



# TurkStat Quality Assurance Framework

## Principle 13 - Timeliness and punctuality

- TurkStat follows a dissemination strategy in compliance with the international standards based on disseminating data as soon as the final data is ready.
- Advance release calendar for all official statistics of Turkey is released on the statistical portal at the end of each year.
- TurkStat’s press releases are **disseminated at 10.00 am.**

No: 33847 **10 February 2020** Hrs: 10:00

### Sustainable Development Indicators, 2010-2018

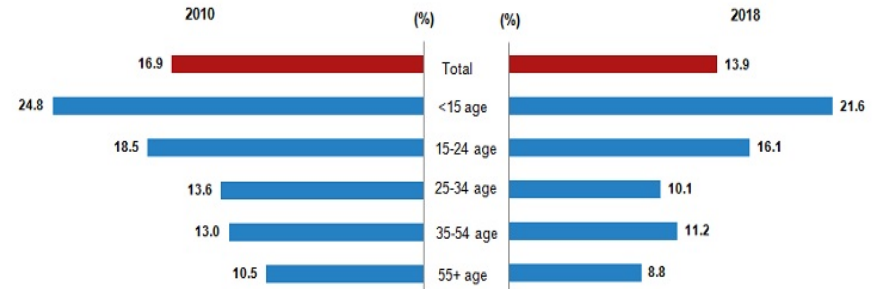
Within the framework of 2030 Agenda for Sustainable Development, adopted at the Sustainable Development Summit of United Nations which was held on 25 September 2015, 17 main goals and 169 targets were determined. In order to monitor achieving the sustainable development goals and targets, an indicator set consisting of 232 global indicators were constituted.

Global indicators identified as currently available at national level and proxy indicators considered to be appropriate to measure relevant target are published with this press release as total 100 indicators together with definitions.

### Relative at risk of poverty rate decreased by 3.0 percentage point in 2010 - 2018 period

The at risk of poverty rate according to poverty threshold set at 50% of median equivalised household disposable income was realized as 13.9% in 2018 with a 3.0 percentage point decrease compared to 2010 which was 16.9%. While at risk of poverty rate for individuals under 15 years of age was 24.8% in 2010, this rate realized as 21.6% in 2018. Poverty rate for young population representing the 15-24 age group was 18.5% in 2010 and decreased to 16.1% in 2018.

Proportion of population below the poverty line, 2010, 2018



# TurkStat Quality Assurance Framework

National Data Release Calendar			
Juvéniles received into security units mostly as victims		Agricultural Input Pr 21 Jul 2020 14:10	
Current Release/Data		Find Release/Data	
21 July 2020's Bulletin/Data(s)			
RELEASE NAME	PERIOD	DATE	RESPONSIBLE INSTITUTION
Juvenile Statistics Received Into Security Unit	2015-2019	21-07-2020 10:00	Turkish Statistical Institute (TurkStat)
Agricultural Input Price Index	May 2020	21-07-2020 10:00	Turkish Statistical Institute (TurkStat)
International Investment Position	May 2020	21-07-2020 10:00	General Directorate of Statistics (CBRT)
Real Time Gross Settlement and Electronic Securities Transfer System Statistics	20.07.2020	21-07-2020 10:30	General Directorate of Payment Systems (CBRT)
Retail Payment Systems Statistics	20.07.2020	21-07-2020 10:30	General Directorate of Payment Systems (CBRT)
Central Bank Analytical Balance Sheet	20.07.2020	21-07-2020 14:30	General Directorate of Budget and Financial Reporting (CBRT)
Indicative Exchange Rates	21.07.2020	21-07-2020 15:30	General Directorate of Markets (CBRT)
Statistics of Interbank Money Market within Central Bank	21.07.2020	21-07-2020 18:00	General Directorate of Markets (CBRT)
Daily Statistics about the Mutual Funds, Pension Funds, Investment Trusts	20.07.2020	21-07-2020 19:00	Department of Institutional Investors (CMBT)
2020 July's Bulletin/Data(s)			
RELEASE NAME	PERIOD	DATE	RESPONSIBLE INSTITUTION
State Supported Agricultural Insurance	2019	01-07-2020 10:00	Turkish Statistical Institute (TurkStat)
Unemployment Insurance Beneficiaries	2019	01-07-2020 10:00	Turkish Employment Organisation (MoFLSS)
Real Time Gross Settlement and Electronic Securities Transfer System Statistics	30.06.2020	01-07-2020 10:30	General Directorate of Payment Systems (CBRT)
Retail Payment Systems Statistics	30.06.2020	01-07-2020 10:30	General Directorate of Payment Systems (CBRT)
Central Bank Analytical Balance Sheet	30.06.2020	01-07-2020 14:30	General Directorate of Budget and Financial Reporting (CBRT)
Indicative Exchange Rates	01.07.2020	01-07-2020 15:30	General Directorate of Markets (CBRT)
Statistics of Interbank Money Market within Central Bank	01.07.2020	01-07-2020 18:00	General Directorate of Markets (CBRT)



*Thank you*  
*Teşekkürler*  
[sdg@tuik.gov.tr](mailto:sdg@tuik.gov.tr)