



TurkStat experience on Sustainable Development Indicators

Content

- 2030 Agenda
- Coordination of SDGs in Turkey
- TurkStat's Role and Tools
- National Studies- What we have done
 - Inventory Study
 - Identifying responsible organizations in the Official Statistics Programme
 - Ongoing communication with data producers
- Press Release
- Planned Studies

2030 Agenda for Sustainable Development

Transforming Our World: 2030 Agenda for Sustainable Development;

- On September 25, 2015,
- At the United Nations General Assembly,
- adopted with the signature of the Heads of State
 - continuation of the Millennium Development Goals (MDG) process announced by the UN for the years 2000-2015...



Goal, Target and Indicators

- 17 Goal
 - 169 Target
 - 231 (single) Indicator



There are at least 1 and at most 5 indicators below each target



Coordination of SDGs in Turkey

Two-pillar structure

Policy making

(Presidency of the Republic of Turkey, Strategy and Budget Office)



TÜRKİYE CUMHURİYETİ CUMHURBAŞKANLIĞI
STRATEJİ VE BÜTÇE BAŞKANLIĞI

Data production & monitoring

(TurkStat)

- Coordination within TurkStat
- Coordination with stakeholders
- Coordination with international organizations



Coordination of SDGs in Turkey

Presidency of the Republic of Turkey, Strategy and Budget Office

- The national coordination authority of sustainable development in Turkey
- Five yearly development plans
- National Sustainable Development Commission
- *(is planned in the 11th National Development Plan covering 2019-2023 period)*



TurkStat

- Coordination role on data and monitoring
- [Statistics Law of Turkey](#)
- Statistical Council
- [Official Statistical Programme \(OSP\)](#)
- OSP Working Groups



TurkStat's Role Monitoring and Coordination

Indicators in the global set;

- Identifying responsible (and related) institutions for each indicator
- Monitoring the national availability of each indicator,
- Coordination of production of unavailable data,
- Data dissemination and monitoring,
- Communication with international organizations (Custodian Agencies) responsible for the indicator,
 - Coordination of data transmission and validation process – strong communication with data producers is needed

An indicator set to be produced with the active participation and support of all official statistics producers institutions...

Inventory Studies of TurkSat (2016, 2019)

- Presented the **availability of data**
- Identified **data gaps** at national level
- Provided **input to HLPF 2016 and 2019 Report**
- Clarified the **responsibilities** in the Official Statistics Program



TurkStat – Inventory Study

Availability of Global Indicators

For produced indicators

- Data producers
- Data Source
- Compilation frequency
- Disaggregations
- Contact person information

For non-produced indicators

- Potential producer
- Possibility to produce in the short run
- Proxy indicator
- Evaluations & recommendations of producing

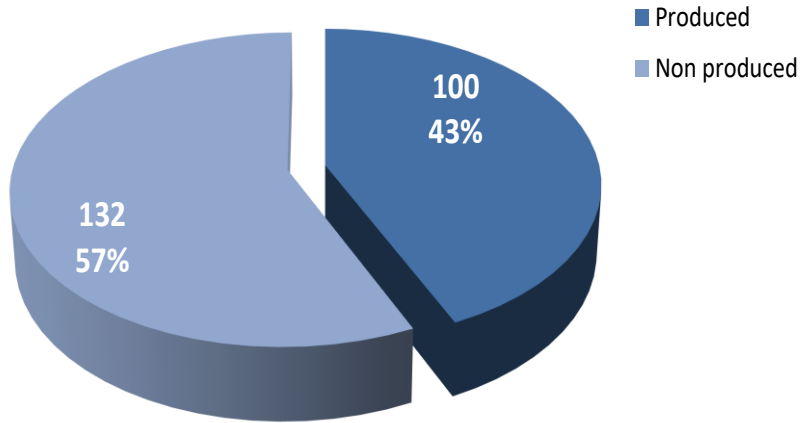
2016
and
2019



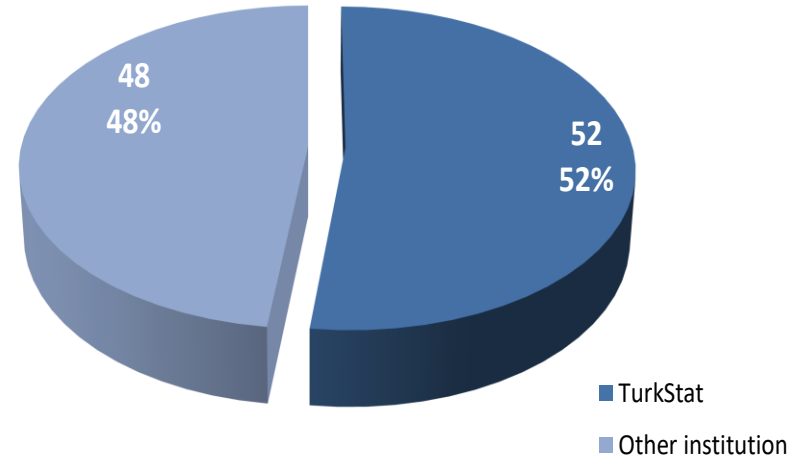
HIGH-LEVEL
POLITICAL FORUM
ON SUSTAINABLE DEVELOPMENT

Inventory Study - Availability of Indicators (2020)

Produced - Non Produced Distribution



Producing Institution



1st Workshop



Workshop on Monitoring Sustainable Development Indicators

- held on **17 December 2018**;
- 24 institutions + TurkStat
- 77 participants (14 of them was TURKSTAT staff)
- **Contact persons** who ensure internal coordination in all institutions was identified,
- The main framework of the **2030 Agenda, indicators, metadata and** planned studies and studies carried out in the international field were explained in detail,
- **Information** was given about the activities carried out at the national level and the planned activities,
- The **expectations** for the Press Release process were highlighted.

2nd Workshop



Workshop on Evaluation of Sustainable Development Indicators

- held on **28-29 November 2019**
- 26 institutions + TurkStat
- 105 participants (35 of them was TURKSTAT staff)
- **Information** was given about the activities carried out and planned at national level,
- **Communication** with stakeholders, processes and expectations were explained,
- **Good practices** were shared regarding the institutional ownership of indicators, information provided about the process on new indicator production,
- Studies were carried out to **fill the inventory template** with thematic working groups
- **The expectations** regarding the Press Release process were highlighted.

Publication of Sustainable Development Indicators

Aim

- Informing the public and raising awareness

Coverage

- Available global indicators are included
 - Considering statistical quality criteria
 - Produced in line with global metadata
- Proxy indicators are also covered
 - If suitable for measuring the target and thought to replace the global indicator
- [Press Release](#)

2019 Press Release



Sustainable Development Indicators

Press Release

- Published on February 19, 2019
- Across 15 Goal (except SDG13-Climate Action and SDG14-Life in Water)
- Total **83** Indicators
 - Compiled from **17** institutions including TURKSTAT
 - **47** of them are produced by TURKSTAT and **36** of them are produced by other institutions
 - **12** of them are Proxy (*the slightest difference in definition, scope, calculation method is evaluated as deviation from global*)



**TURKISH
STATISTICAL INSTITUTE**

Press Release

No: 30860
19 February 2019
Hrs: 10:00

Sustainable Development Indicators, 2010-2017

Within the framework of 2030 Agenda for Sustainable Development, adopted at the Sustainable Development Summit of United Nations which was held on 25 September 2015, 17 main goals and 169 targets were determined. In order to monitor achieving the sustainable development goals and targets, an indicator set consisting of 232 global indicators were constituted.

As a result of inventory study carried out by Turkish Statistical Institute, 83 indicators and definitions including global indicators identified as currently available and also additional indicators considered as appropriate to measure relevant target are published with this press release.

Relative at-risk-of-poverty-rate was decreased by 3.4 percentage point in 2010 - 2017

The at-risk-of-poverty-rate according to poverty threshold set at 50% of median equivalized household disposable income was realized as 13.5% in 2017 with a 3.4 percentage point decrease compared to 2010 which was 16.9%. While at risk of poverty rate for individuals under 15 years of age was 24.8% in 2010, this rate realized as 21.3% in 2017. Poverty rate for young population representing the 15-24 age group was 19.5% in 2010 and decreased to 15.8% in 2017.

The rate of children under five who are overweight is 10.9%

In 2013, 1.7% of children under five years of age are wasted according to weight for height in Turkey, while 10.9% of children in the same age group are overweight.

Maternal mortality ratio and under-five mortality rate decreased

While maternal mortality ratio was 16.4 per hundred thousand live births in 2010, this ratio decreased to 14.6 in 2017.

Under-five mortality rate was 11.2 per thousand live births in 2017, compared to 15.5 in 2010. In the same period, neonatal mortality rate dropped from 7.6 to 5.8 per thousand live births.

Proportion of births attended by skilled health professional was 91.6% in 2010 and 98% in 2017. In the same period, number of physicians per hundred thousand population increased from 167 to 186.

Net schooling ratio of age five was 75.1% in 2017

Net schooling ratio of age five was realized as 75.1% and increased by 7.9 percentage point in 2017 compared to 67.2% in 2015.

While participation rate of youth (aged 18-24 years) in formal or non-formal education in 2012 was 46.6%, it was realized as 48.9% in 2016. For adults (aged 24-65 years), this rate was increased from 17.8% to 20.9% for the same period.

Proportion of women in managerial positions was %17.3 in 2017

While proportion of women in managerial positions in 2012 was %14.4, it rose by 2.9 percentage point and was realized as 17.3% in 2017.

Share of population using safely managed drinking water services was 98.3% in 2016

Proportion of wastewater safely treated was 72.8% in 2010 and realized as 80.7% in 2016 with 7.9 percentage point increase.

Share of population with access to electricity was 100% from 2010. While share of households that


2020 Press Release



Sustainable Development Indicators

Press Release

- Published on February 10, 2020
- Across 16 Goal (except SDG13-Climate Action)
- Total **100** Indicators
 - Compiled from **17** institutions including TURKSTAT
 - **52** of them are produced by TURKSTAT and **48** of them are produced by other institutions
 - **13** of them are Proxy (*the slightest difference in definition, scope, calculation method is evaluated as deviation from global*)


Press Release

No: 33847 10 February 2020 Hrs: 10:00

Sustainable Development Indicators, 2010-2018

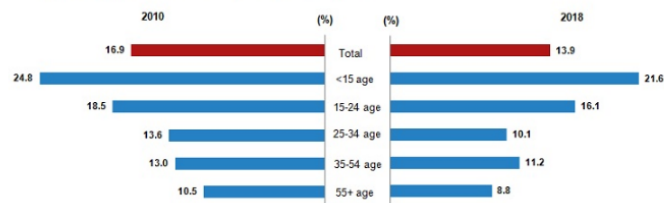
Within the framework of 2030 Agenda for Sustainable Development, adopted at the Sustainable Development Summit of United Nations which was held on 25 September 2015, 17 main goals and 169 targets were determined. In order to monitor achieving the sustainable development goals and targets, an indicator set consisting of 232 global indicators were constituted.

Global indicators identified as currently available at national level and proxy indicators considered to be appropriate to measure relevant target are published with this press release as total 100 indicators together with definitions.

Relative at risk of poverty rate decreased by 3.0 percentage point in 2010 - 2018 period

The at risk of poverty rate according to poverty threshold set at 50% of median equivalised household disposable income was realized as 13.9% in 2018 with a 3.0 percentage point decrease compared to 2010 which was 16.9%. While at risk of poverty rate for individuals under 15 years of age was 24.8% in 2010, this rate realized as 21.6% in 2018. Poverty rate for young population representing the 15-24 age group was 18.5% in 2010 and decreased to 16.1% in 2018.

Proportion of population below the poverty line, 2010, 2018



Age Group	2010 (%)	2018 (%)
Total	16.9	13.9
<15 age	24.8	21.6
15-24 age	18.5	16.1
25-34 age	13.6	10.1
35-54 age	13.0	11.2
55+ age	10.5	8.8

Total social protection expenditures were 442 billion 607 million TL in 2018 and the share of these expenditures in gross domestic product was realized as 11.9%.

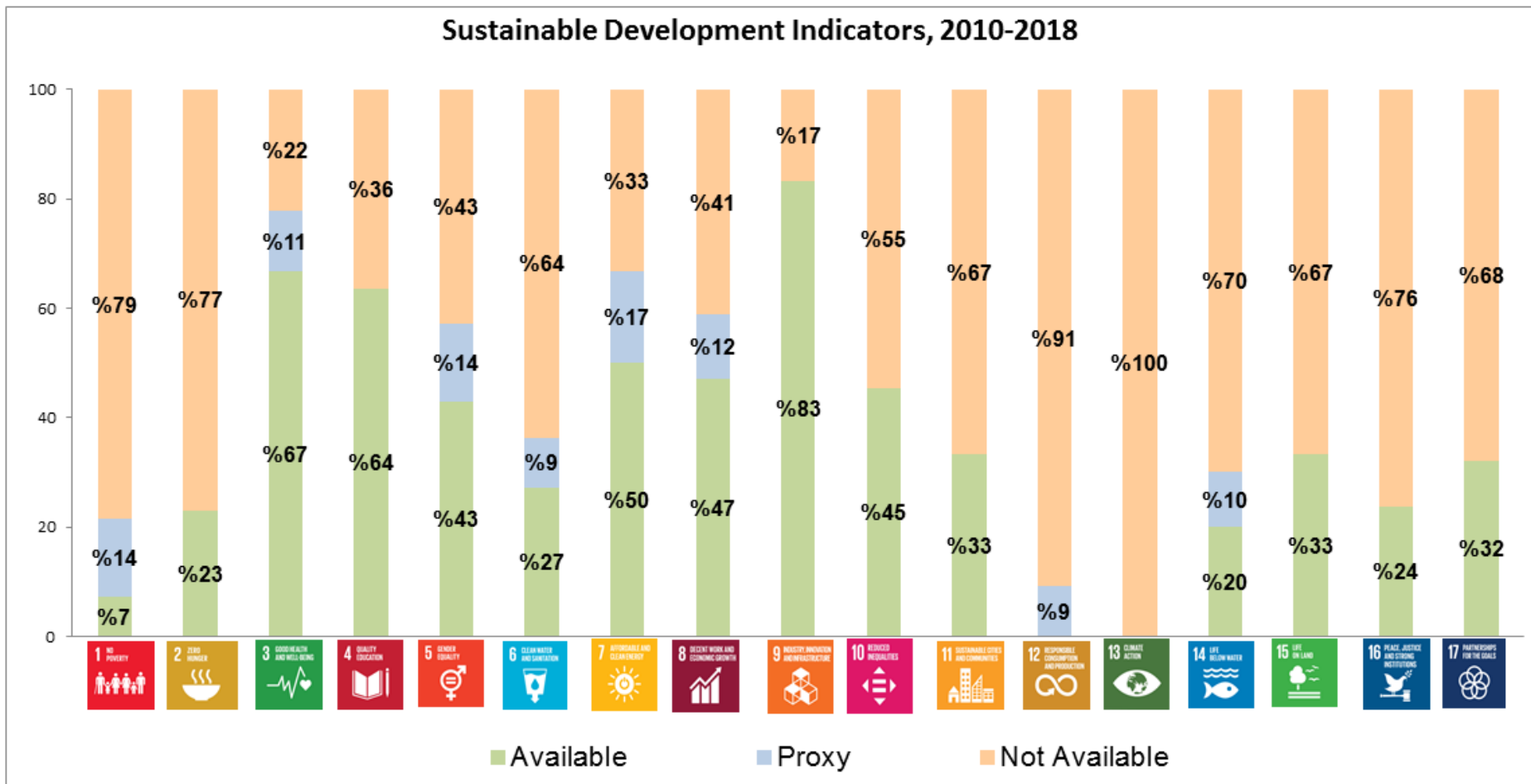
The rate of children under five who are overweight was determined as 8.1%

In 2018, 1.7% of children under five years of age are wasting according to weight for height in Turkey, while 8.1% of children in the same age group are overweight. While proportion of children under five years of age who are overweight decreased by 2.8 points compared to 2013, proportion of children in the same age group who are wasting remained same.

Maternal mortality ratio and under-five mortality rate decreased

While maternal mortality ratio was 16.7 per hundred thousand live births in 2010, this ratio decreased to 13.6 in 2018. Under-five mortality rate was 11.4 per thousand live births in 2018, compared to 15.5 per thousand live births in 2010. In the same period, neonatal mortality rate dropped from 7.6 to 6.0 per thousand live births.

Indicator Availability by Goal



2019 Voluntary National Review (VNR) Report

- 2019 High Level Political Forum (HLPF);
- **In July 2019**
 - Under ECOSOC
 - On Ministerial level (as every year)
 - 51 countries submitted a Volunteer National Report (VNR)
 - *Turkey presented the second report this year (first in 2016)*
 - *Focused on the progress of our country towards SDGs*
 - *Data published for Press Release was used as the statistical annex to the HLPF Report*
- **In September 2019**
 - Under the General Assembly (GA)
 - On the level of Heads of State (every 4 years)
 - An SDG Summit was held

Turkstat's Responsibility

- **Communication and coordination** with the institutions in the Official Statistics Program
- **Compiling** the global indicators that are available each year and **publishing** them together with metadata information - through an appropriate distribution channel
- **Planning** for unavailable indicators
- **Reporting and validating** the indicators to the Custodian Agencies
- **Organizing** meetings and workshops **to raise awareness**



Planned Studies

- Organizing thematic workshops / meetings with institutions,
 - Awareness and ownership
 - Contribution to the planning of indicator production processes
- Conducting a new inventory study within the organization
 - Clarification of plans for unavailable indicators (indicators that can be produced in short, medium and long term and can not be produced)
- Preparing Road map for unavailable SDG indicators
- Presenting of indicators on a platform other than Press Release - more effective, visible, updateable - presenting on a platform (web portal)
- Increasing the number of SDG indicators published



Thank you
Teşekkürler
sdg@tuik.gov.tr