



MINISTRY OF ECONOMY
DEPARTMENT OF STATISTICS MALAYSIA



STATISTICAL CAPACITY BUILDING (STATCAB) PROGRAMME ONLINE TRAINING COURSE ON 'SDG 7 (AFFORDABLE AND CLEAN ENERGY) INDICATORS

STATISTICAL FRAMEWORK OF SDG IN MALAYSIA AND MOVING FORWARD TO SDG 2030

14 Mac 2023 (Tuesday)

Ms. Roslawati Yahya
Director

Manpower and Social Statistics Division
Department of Statistics Malaysia, DOSM



**MALAYSIA
MADANI**





OUTLINE



01

IMPLEMENTATION OF SDG IN MALAYSIA

02

MALAYSIA SDG STATISTICAL FRAMEWORK

03

SDG INDICATORS, MALAYSIA REPORT

04

DOSM PARTICIPATION AT INTERNATIONAL LEVEL

05

EFFORTS TO REDUCE DATA GAPS

06

MOVING FORWARD

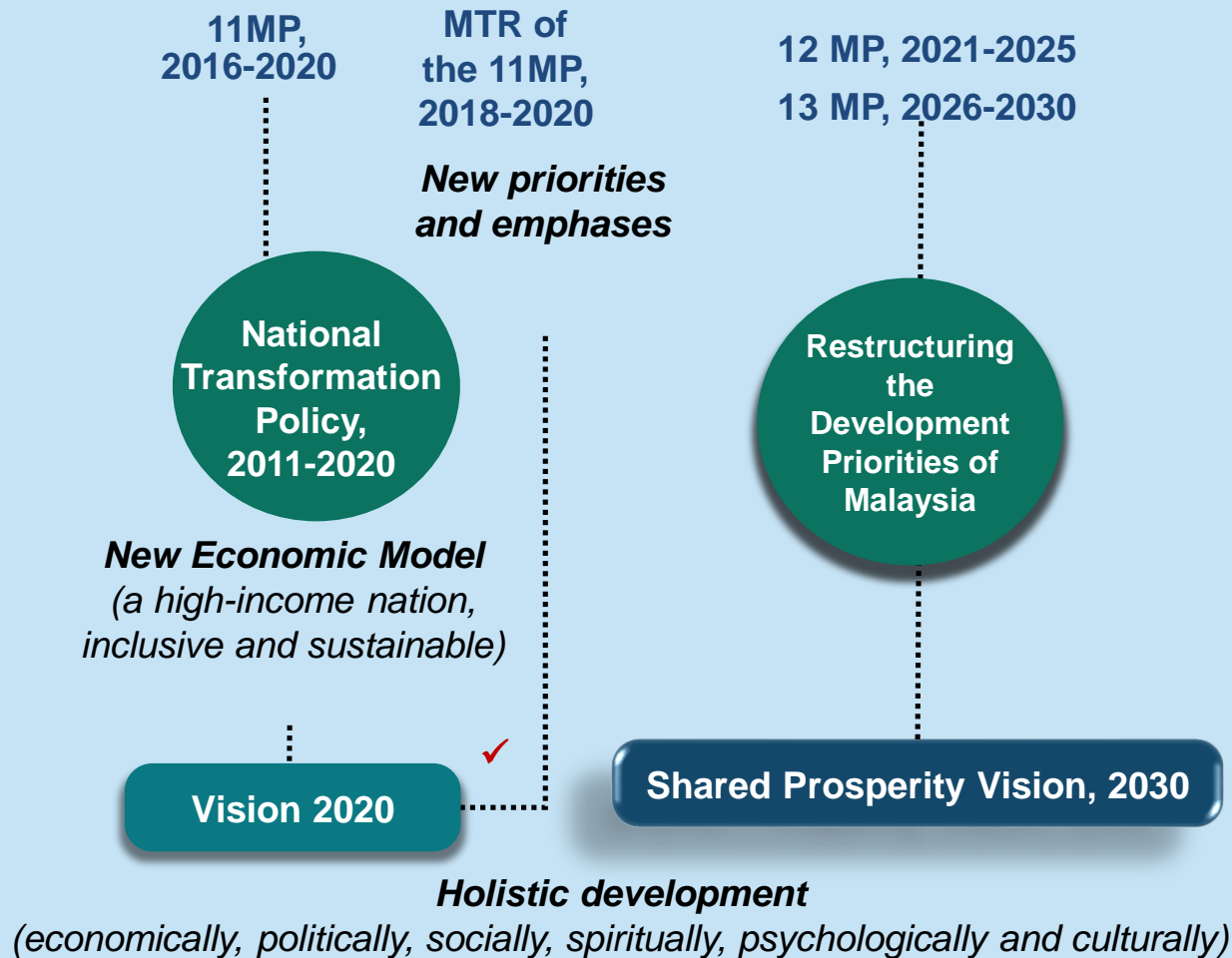
IMPLEMENTATION OF SDG IN MALAYSIA





BACKGROUND OF MALAYSIA PLAN

Malaysia Plan (MP)



SDG Roadmap

PHASE 1 (2016-2020)

- Prioritising SDG according to 11MP
- National SDG Roadmap Phase I

PHASE 2 (2021-2025)

- Focus on post 2020 goals and targets
- Prioritising SDG according to 12MP
- National SDG Roadmap Phase II

PHASE 3 (2026-2030)

- Remaining goals and targets in line with Malaysia's capacity and global role
- National SDG Roadmap Phase III



IMPLEMENTATION OF SDG IN MALAYSIA (cont'd)



REPORT OF SDG ROADMAP PHASE 1, VOLUNTARY NATIONAL REVIEW (VNR) AND VOLUNTARY LOCAL REVIEW (VLR)

2016 - 2020



2017




2021

2021



2021



<https://www.urbanicemalaysia.com.my/publications>

SDG Roadmap for Malaysia
Phase 1: 2016 - 2020

▶ Malaysia Voluntary National Review
(VNR) 2017

▶ Malaysia Voluntary National Review
(VNR) 2021

▶ Subang Jaya Voluntary Local Review
2021

▶ Shah Alam Voluntary Local Review
2021

MALAYSIA SDG STATISTICAL FRAMEWORK



GLOBAL INDICATORS FRAMEWORK



The **global indicator framework** for Sustainable Development Goals was developed by the **Inter-Agency and Expert Group on SDG Indicators (IAEG-SDGs)** and agreed upon at the 48th session of the United Nations Statistical Commission held in March 2017.

- The indicator framework will be **refined annually and reviewed comprehensively by the Statistical Commission** at its fifty-first session in March 2020 and its fifty-sixth session, to be held in 2025.
- The global indicator framework will be complemented by indicators at the regional and national levels, which will be developed by Member States.



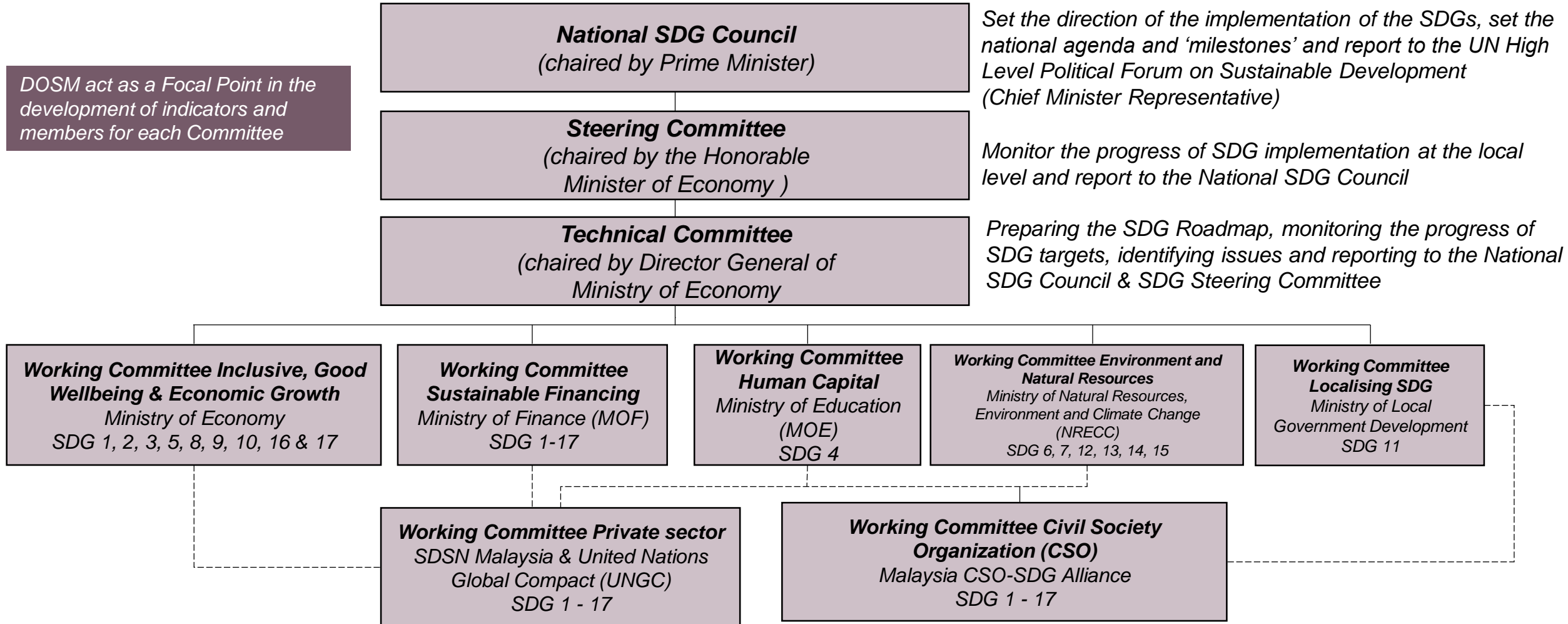
The current global indicator framework includes **248** SDG Indicators with **231** unique indicators.

Current Indicators



SDG GOVERNANCE AT NATIONAL LEVEL

DOSM act as a Focal Point in the development of indicators and members for each Committee

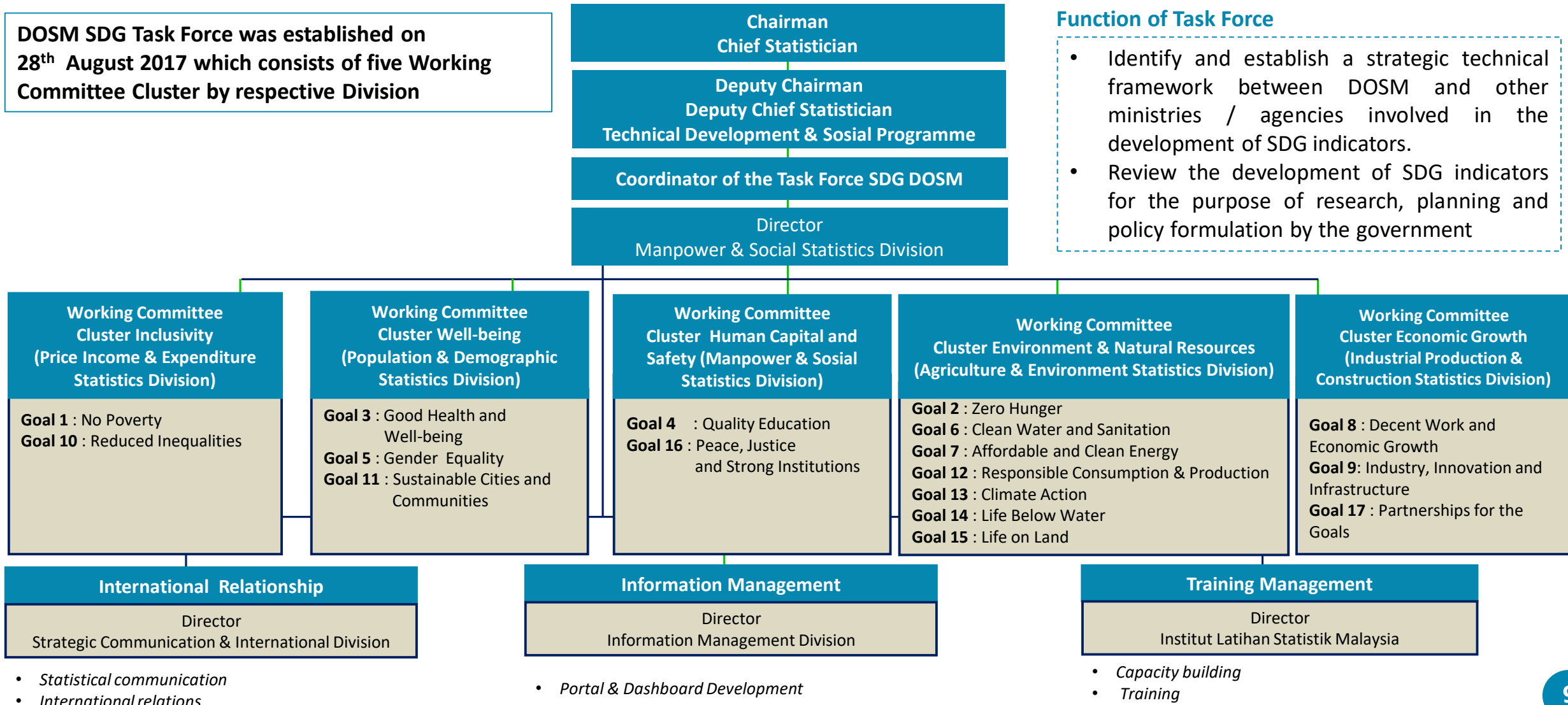


Each Working Committee is represented by members from government ministries/ departments, state governments, UN agencies, the private sector, CSOs/ NGOs and academics



DOSM SDG TASK FORCE

DOSM SDG Task Force was established on **28th August 2017** which consists of **five Working Committee Cluster** by respective Division





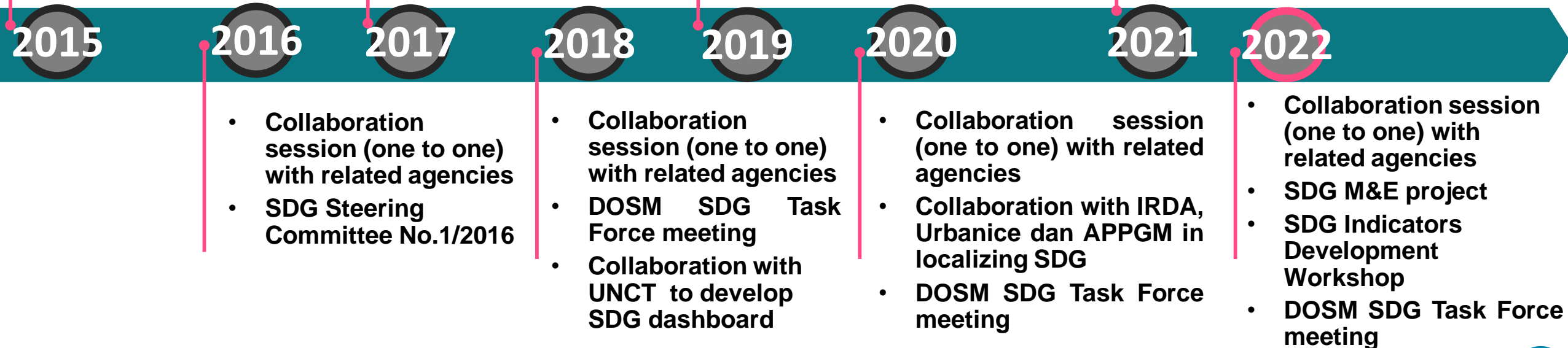
ENGAGEMENT ROADMAP

- Main User Committee.
- The first & second collaboration session with ministries / agencies
- Internal meeting at DOSM

- Collaboration session (one to one) with related agencies
- Develop SDG Task Force at DOSM
- Task Force SDG Workshop

- Workshop with Cluster Working Group
- Collaboration session (one to one) with related agencies
- DOSM SDG Task Force meeting

- Collaboration session (one to one) with related agencies
- DOSM SDG Task Force meeting





CLUSTER AND AGENCIES

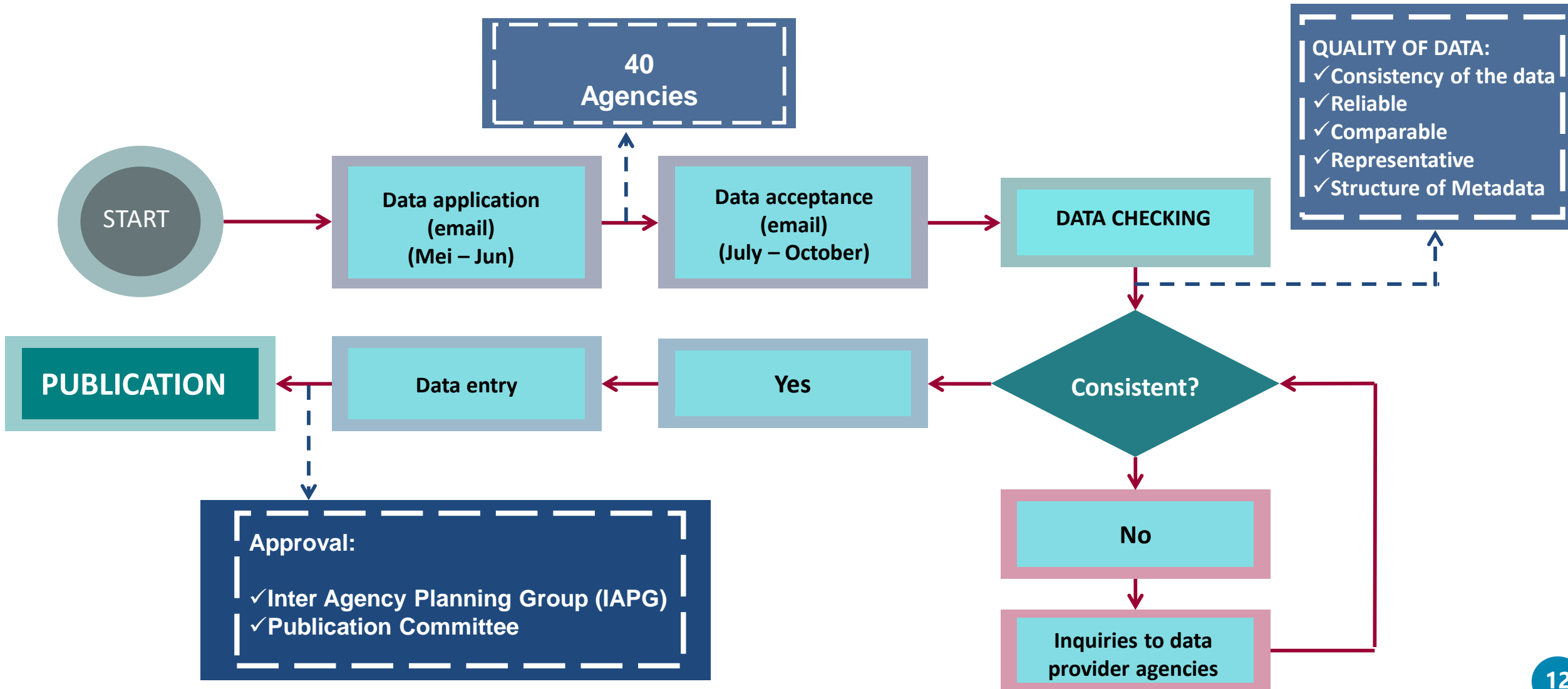
No.	Agencies/Ministries
Cluster 1	
1	Ministry of Home Affairs
2	National Registration Department
3	Parliament of Malaysia
Cluster 2	
4	Ministry of Health Malaysia
5	PLANMalaysia
Cluster 3	
6	National Disaster Management Agency, Malaysia
7	Ministry of Education Malaysia
8	Royal Malaysia Police
9	Ministry of Housing and Local Government
10	Department of Veterinary Services
11	National Population and Family Development Board (NPFDB)
12	Ministry of Women, Family and Community Development
13	Ministry of Foreign Affairs
14	Public Service Department Malaysia
15	National Anti-drugs Agency
16	Department of Social Welfare Malaysia
17	Malaysian Prison Department
18	Public Complaints Bureau
19	Social Security Organisation
20	Malaysian Anti-Corruption Commission
21	Human Rights Commission of Malaysia
	National Strategic Office Council for Anti-Trafficking In Persons and Anti-
22	Smuggling of Migrants
32	Ministry of Agriculture and Food Industries

No.	Agencies/Ministries
Cluster 4	
23	Minister of Environment and Water of Malaysia
24	Department of Fisheries
25	Department of Environment Malaysia
26	Energy Commission
27	Ministry of Energy and Natural Resources
28	Ministry of Science, Technology and Innovation
29	Department of Wildlife and National Parks Peninsular Malaysia
30	National Water Services Commission
31	National Solid Waste Management Department
32	Ministry of Agriculture and Food Industries
Cluster 5	
33	Economic Planning Unit Prime Minister's Department
34	Ministry of Finance Malaysia
35	Bank Negara Malaysia
36	Malaysian Communications and Multimedia Commission
37	Department of Occupational Safety & Health
38	Ministry of Transport Malaysia
39	Public Private Partnership Unit, Prime Minister's Department

39 Agencies + DOSM



DATA COLLECTION PROCESS



SDG INDICATORS, MALAYSIA REPORT





AVAILABILITY OF SDG INDICATORS AT SELECTED COUNTRIES

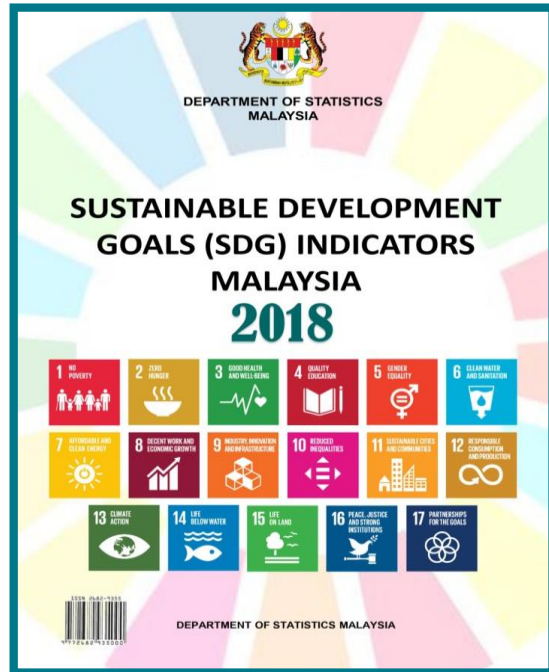
No.	Country/ NSO	No. of Indicators
1	Malaysia : Jabatan Perangkaan Malaysia (DOSM)	2022: 175
2	Philippines: Philippine Statistics Authority	2022: 155
3	Singapore: Department of Statistics Singapore	2022: 121
4	Indonesia: Badan Pusat Statistik; dan Badan Perencanaan Pembangunan Nasional (BAPPENAS)	2021: 135
5	Mongolia National Statistics Office Of Mongolia	2021: 113
6	Australia : Australia Government	2021: 118
7	United States: United States Government	2021: 99
8	Canada: Statistics Canada	2021: 139
9.	Netherlands: Statistics Netherlands	2020: 171
10.	United Kingdom: The Office for National Statistics	2021: 204
11.	Germany	2022: 204



SDG INDICATORS, MALAYSIA REPORT



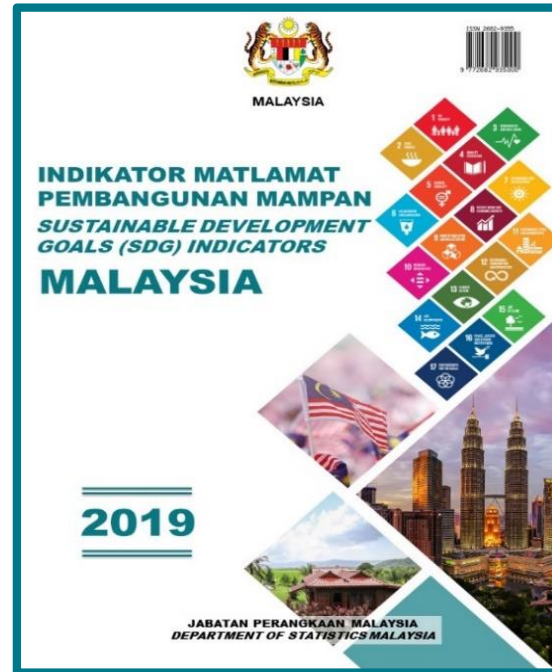
AVAILABILITY STATUS



2019

99(41%) Available indicators

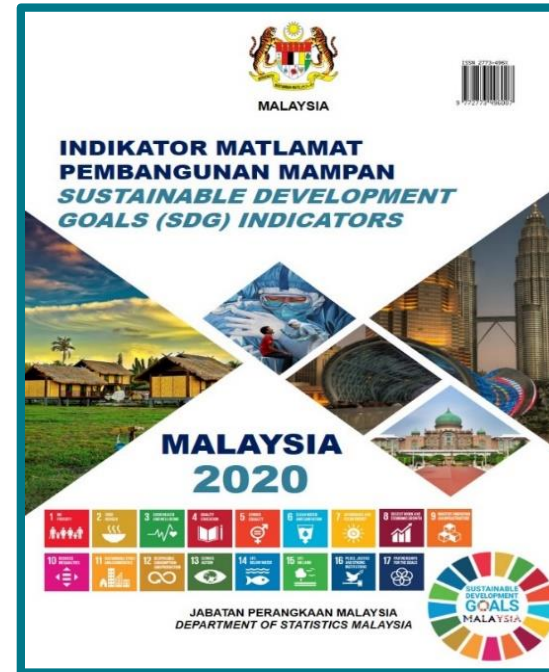
Out of 244 Indicators



2020

128(52%) Available indicators

Out of 247 Indicators



2021

146(59%) Available indicators

Out of 247 Indicators



2022

175(71%) Available indicators


Out of 248 Indicators



SDG INDICATORS, MALAYSIA REPORT (cont'd)



REPORT OF SDG INDICATORS, MALAYSIA, 2021



Executive Summary



People Focus Areas



Prosperity Focus Areas



Planet Focus Areas



Peace and Partnership Focus Areas

SDG Indicators, 2021:
1 Executive Summary Report; and
4 Report based on 5 Focus Area.

Published on 7 December 2022

175 (71%) Available
indicators
National Level
Out of 248 Indicators

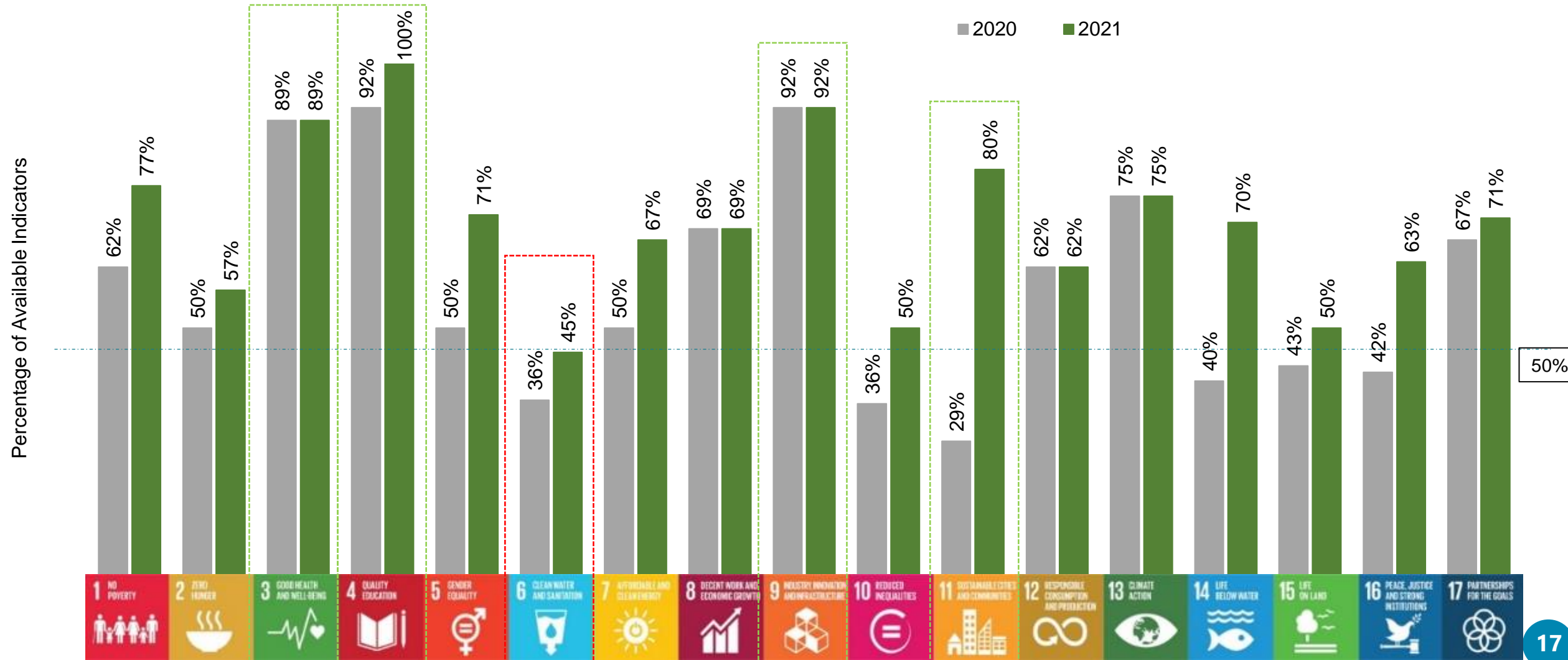
20 Available
indicators
Administrative District Level
Out of 248 Indicators



SDG INDICATORS, MALAYSIA REPORT (cont'd)



AVAILABILITY STATUS OF SDG INDICATORS BASED ON PUBLICATION OF SDG INDICATORS, MALAYSIA 2020 AND 2021 BY GOALS





SDG INDICATORS, MALAYSIA REPORT (cont'd)



AVAILABILITY STATUS OF SDG INDICATORS BASED ON PUBLICATION OF SDG INDICATORS, MALAYSIA 2018 UNTIL 2021 BY GOALS

Goal	2018	2019	2020	2021	Total indicators
1 : No poverty	5	8	8	10	13
2 : Zero Hunger	4	7	7	8	14
3 : Good Health and Wellbeing	12	24	25	25	28
4 : Quality Education	6	9	11	12	12
5 : Gender Equality	6	6	7	10	14
6 : Clean Water and Sanitation	3	4	4	5	11
7 : Affordable and Clean Energy	2	3	3	4	6
8 : Decent Work and Economic Growth	9	10	11	11	16
9 : Industry, Innovation and Infrastructure	9	10	11	11	12
10 : Reduce Inequalities	3	5	5	7	14
11 : Sustainable Cities and Communities	4	4	4	12	15
12 : Responsible Consumption and Production	4	4	8	8	13
13 : Climate Action	4	4	6	6	8
14 : Life Below Water	4	4	4	7	10
15 : Life on Land	6	6	6	7	14
16 : Peace, Justice and Strong Institutions	5	6	10	15	24
17 : Partnership for The Goals	13	14	16	17	24
Jumlah Indikator	99 / 244	128 / 247	146 / 247	175 / 248	248

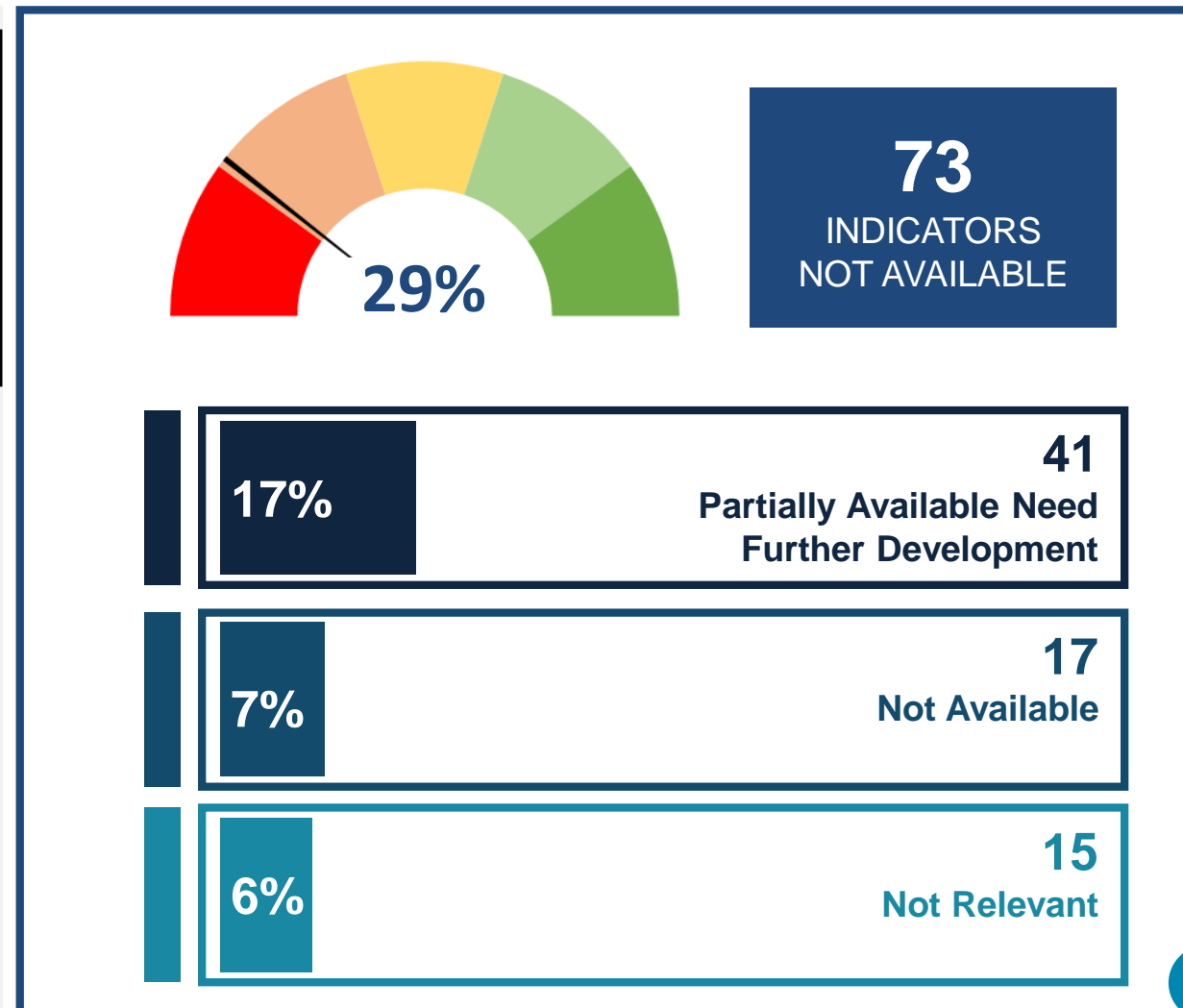
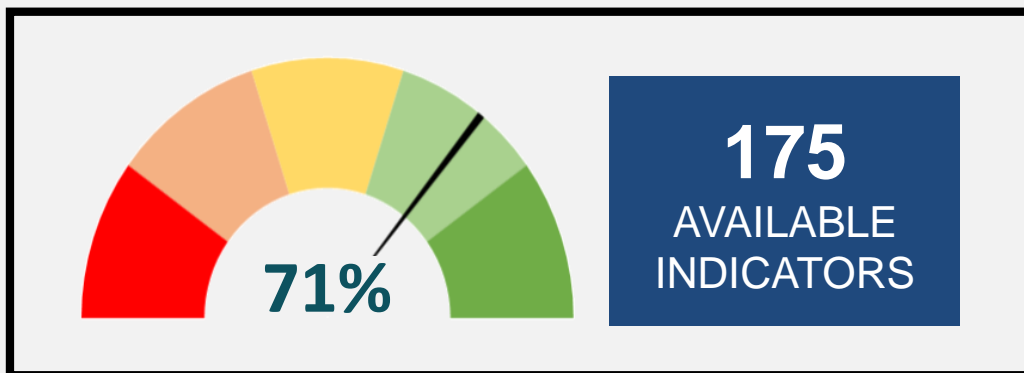


SDG INDICATORS, MALAYSIA REPORT (cont'd)



STATUS OF SDG INDICATORS, MALAYSIA, 2021

2021 (OUT OF 248 GLOBAL INDICATORS)






SDG INDICATORS, MALAYSIA REPORT (cont'd)



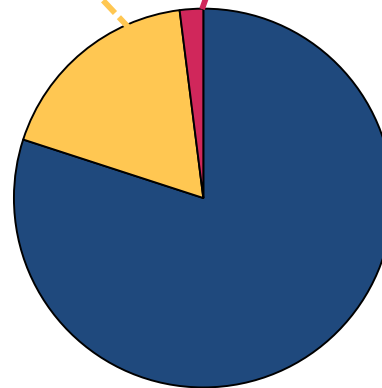
SOURCE OF DATA



32 (18%)
Survey Data:

4 (2%)
Geospatial Data

143 (80%)
Admin Data



SDG 9.1.1: Proportion of the rural population who live within 2 km of an all-season road.

SDG 11.1.1: Proportion of urban population living in slums, informal settlements or inadequate housing.

SDG 11.2.1: Proportion of population that has convenient access to public transport, by sex, age and persons with disabilities.

SDG 11.7.1: Average share of the built-up area of cities that is open space for public use for all, by sex, age and persons with disabilities.






SDG INDICATORS, MALAYSIA REPORT (cont'd)



DATA DISAGGREGATION



SDG Report, Malaysia	Available Indicators (National level))	Indicators with disaggregation	Available Indicators (District level
2018	99/244 (40.6%)	49 (49.5%)	-
2019	128/247 (51.8%)	70 (54.7%)	18
2020	146/247 (59.1%)	73 (50.0%)	19
2021	175/248 (70.6%)	91 (52.0%)	20

No.	Disaggregation	Total indicators, 2018	Total indicators, 2019	Total indicators, 2020	Total indicators, 2021
1	State	44	61	63	76
2	District	0	18	19	20
3	Strata	11	15	15	16
4	Sex	13	20	21	27
5	Age	3	5	6	8
6	Education	1	1	1	1



DOSM PARTICIPATION AT INTERNATIONAL LEVEL





DOSM PARTICIPATION AT INTERNATIONAL LEVEL



Member of Inter-Agency Expert Group (IAEG) SDG at Asia Pacific Region (2019-2021, 2021-2023)

- ❖ Contributed to the review of '2020 Comprehensive Review Proposal', UN.
- ❖ Regularly review methodological developments and issues related to the indicators and their metadata

Member of Working Group on Geospatial Information (WGGI) for IAEG SDG (2020-current)

- ❖ Provide expertise and advice to the IAEG-SDGs and the larger statistical community as to how geospatial information, Earth observations and other new data sources can reliably and consistently contribute to the indicators

Metadata sub-group member of IAEG-SDG (2020-current)

- ❖ Contributed to metadata review for Goal 8,9 and 17

Member of Task Team on Sustainable Tourism (2022-current)

- ❖ Contributed to develop a detailed proposal for sustainable tourism indicators to better monitor Target 8.9

Member of Working Group on the Sustainable Development Goals Indicators (WGSDGI) (2018-current)

- ❖ Contributed to the development of ASEAN SDG Indicators and
- ❖ Contributed input in ASEAN SDG Baseline Indicators 2020

EFFORTS TO REDUCE DATA GAPS





EFFORTS TO INCREASE THE AVAILABILITY OF MALAYSIA'S SDG INDICATORS

- 1 National Household Indicators Survey (NHIS) 2021**
 - Comprises of 22 SDG indicators (Goal 2,4,5,6,7,9,10,11,12 and 16)
- 2 Coverage of SDG Indicators in the Population and housing census of Malaysia 2020**
 - Results from the Census 2020 will contribute to the increase of 15 SDG Indicators
- 3 Coverage of SDG indicators in the 2023 Economic Census**
 - Coverage of questions related to the 10 SDG indicators in the 2023 Economic Census
- 4 Coverage of SDG indicators in the 2024 Agriculture Census**
 - Coverage of questions related to 20 SDG indicators in the 2024 Agricultural Census.
- 5 FAO Technical Assistance**
 - Engagement with the Food and Agriculture Organization (FAO) in the development of SDG SDG 2.1.2 Prevalence of moderate or severe food insecurity in the population, based on the Food Insecurity Experience Scale (FIES).



EFFORTS TO INCREASE THE AVAILABILITY OF MALAYSIA'S SDG INDICATORS

6 New Data Sources

- Generate four new indicators using spatial data: SDG 9.1.1, 11.1.1, 11.2.1 and 11.7.1.

7 SDG Monitoring & Evaluation Project

- Collaboration with UNCT and UNICEF in providing a mechanism for the development of 34 SDG indicators through the SDG Monitoring and Evaluation Project in 2022.

MOVING FORWARD





01

To increase the SDG indicators at local level

02

To review Not Relevant indicators

03

Development of Partially Available and Proxy indicators to full fledge indicators

04

Reduce the data gaps through census and survey

"STATISTICS BLOOM IN HARMONY"

Doesn't matter far or near
Strength in numbers
we don't live in fear

Birds of feather flock together
Statistics our form of adour
We, will always live it up

So let us live in solidarity
And in the world arena we'll
succeed

It is statistics that will come to be
The reason we will bloom in
harmony

Everybody undivided
Data's where our hearts reside in
There will always be a bind

Just like fire that ignites
That's how brightly lit our dreams are
We'll reach higher than the stars

Sending love to one another
Leaving no one in a slumber
We will stand with unity

Mustering our courage while
Embracing our disparities
We'll achieve our victory

One dream with unity
One love with harmony



"STATISTICS BLOOM
IN HARMONY"
VIDEO

<https://bit.ly/StatisticsBloomInHarmony>

THANK YOU



StatsMalaysia

www.DOSM.gov.my

