



Statistical Capacity Building (StatCaB) Programme

Online Training Course on

'International Trade Statistics and Balance of Payments'

20-22 June 2023



Trade in Services Statistics in International Organizations and Technical Assistance

Contents

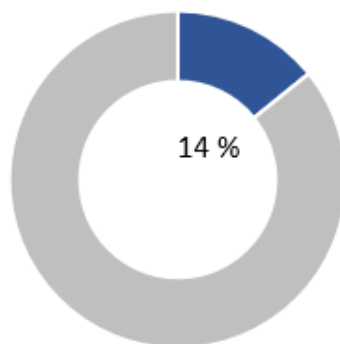
- Importance of services trade and data for OIC
- Technical assistance by international organizations
- International organizations trade-in-services statistics

Why are services important ?

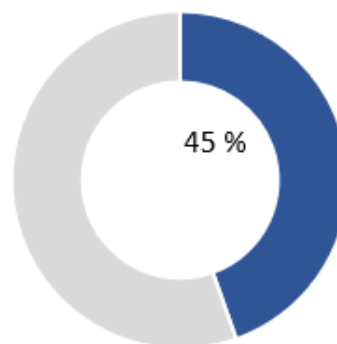
Share of services exports in:

Developing
economies

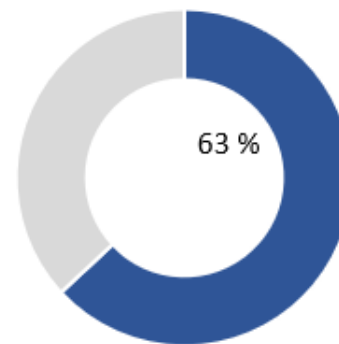
total exports (2021)



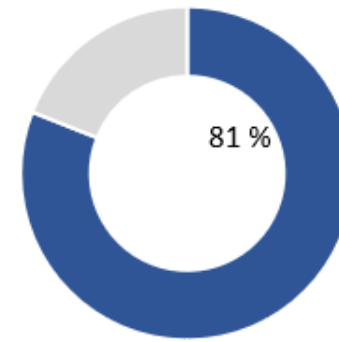
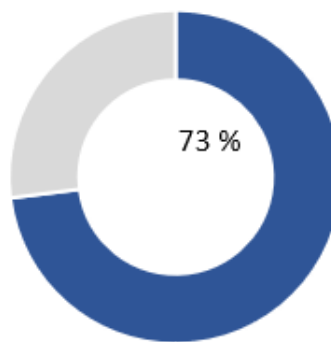
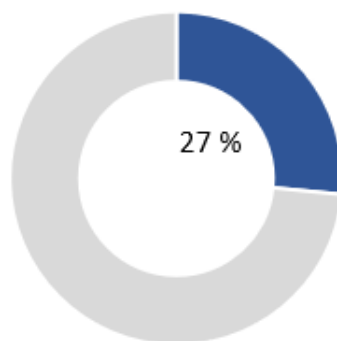
employment (2020)



value-added (2020)

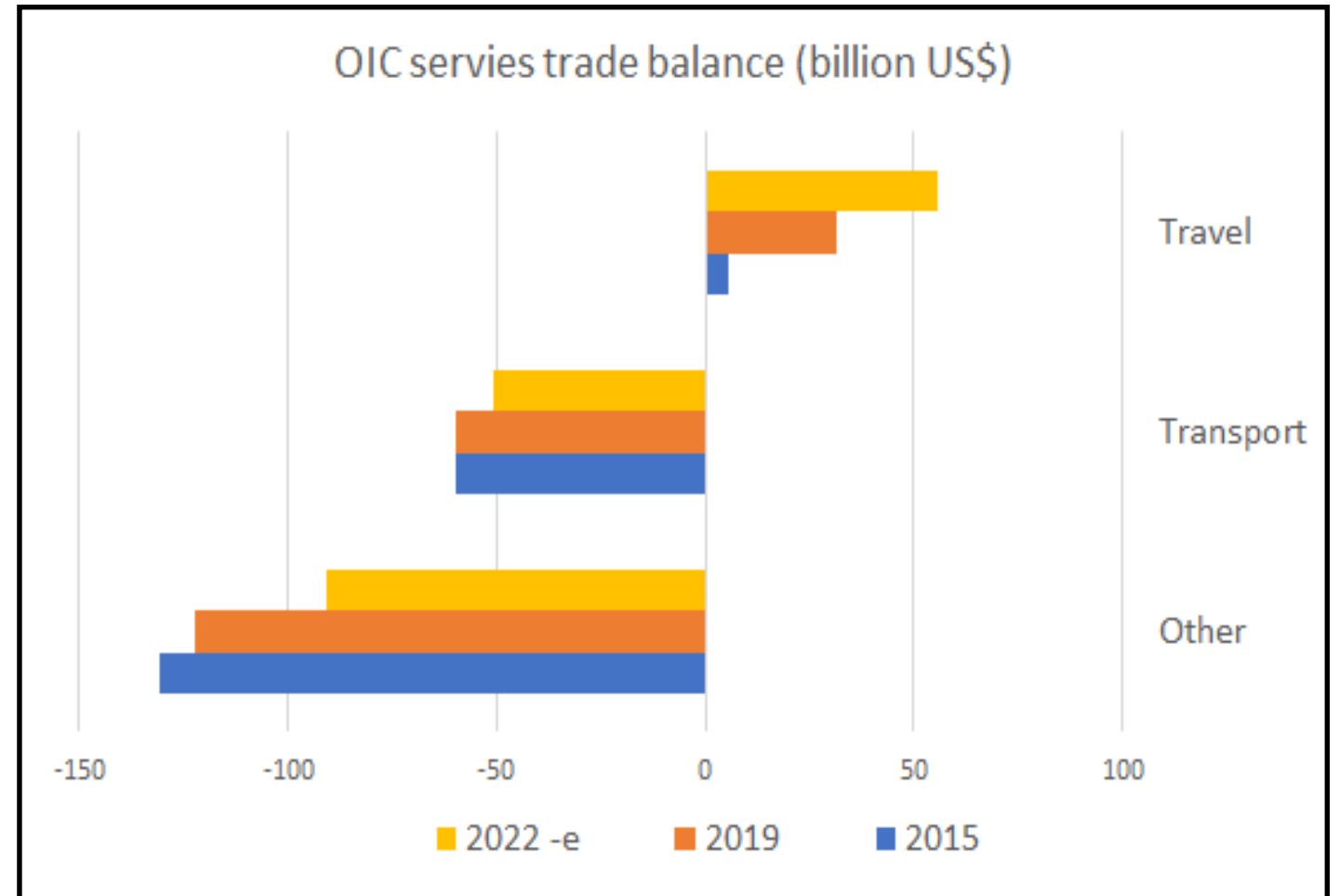
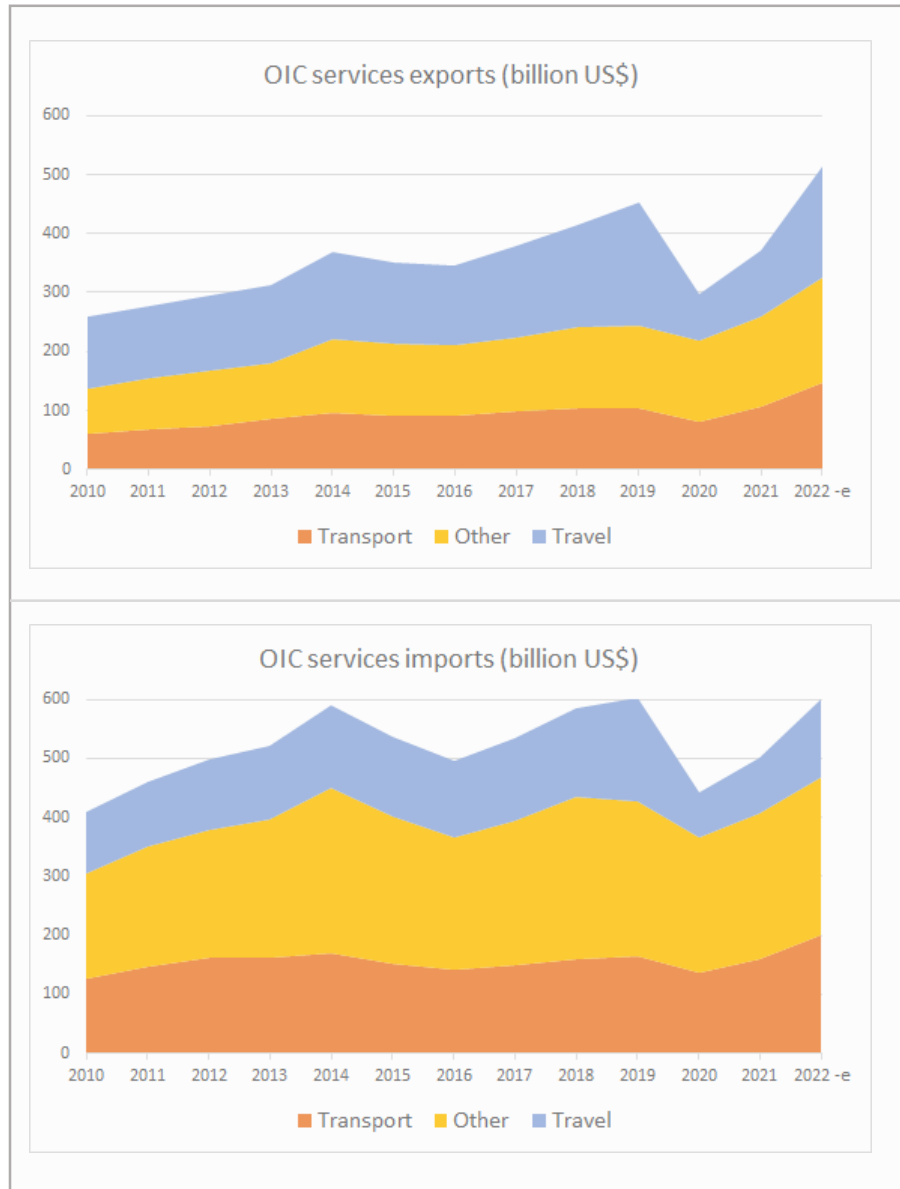


Developed
economies



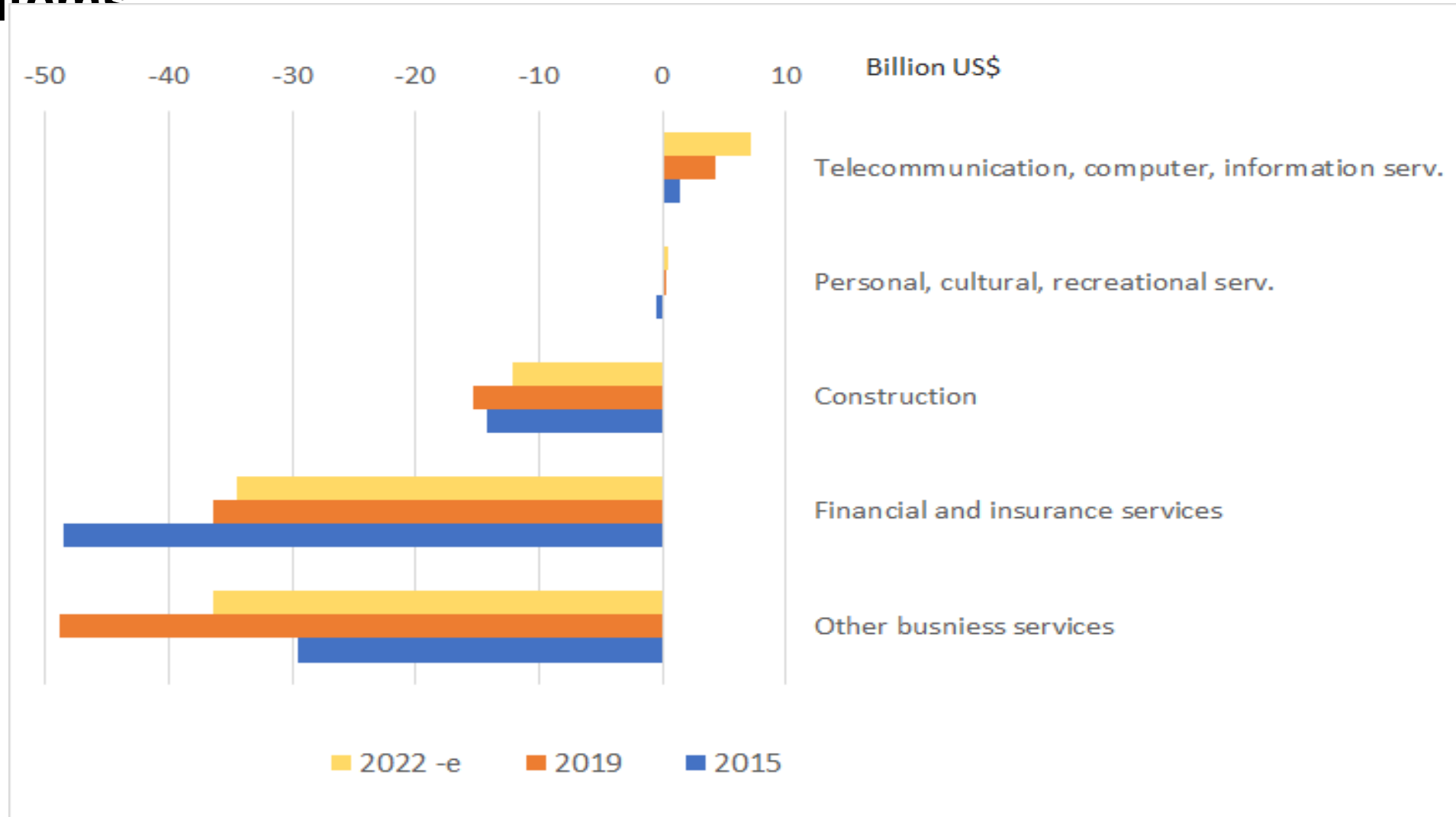
Sources: UNCTADstat for trade; ILO for employment; UNSD for value-added.

Trends in OIC international trade in services



Source: UNCTAD-WTO Trade in services dataset

OIC international trade in services balance, selected services items



Source: UNCTAD-WTO Trade in services dataset

Improving trade in services statistics

Services trade too important not to be measured, especially for developing countries

- Means for structural transformation and stronger resilience and competitive advantage
- Need to manage the process of “servicisation” and “digitalization of trade”, but on what basis when services are undermeasured
- Better data would provide an understanding on what is happening to steer the process

There is often a need to step up support

- What are the key data needs for our country?
- Which tools and resources are available, or desirable?
- Where can we find support?

Support and initiative within the country

+

Technical assistance resources available at

- **UNSD, UNCTAD, WTO, IMF**
- **regional organizations, statistical offices**

E-learning program (since 2015)

Beneficiaries: Trade statistics compilers and users all over the world (focus on developing countries)

Objectives:

- Enhanced data collection and trade statistics compilation skills
- Better understanding of trade and related statistical frameworks

Implementation:


- Joint project of UNCTAD, UNSD and WTO
- Embedded in UNCTAD Train-for-Trade Platform
- Distance learning plus on-site workshops
- Self-paced and facilitated learning

Next courses:

SERVICES > Autumn 2023

MERCHANDISE > Spring 2024

<https://tft.unctad.org/>



Technical assistance

UNCTAD
WTO
UNSD

E-Learning

STATISTICS OF INTERNATIONAL TRADE IN SERVICES 2022

e-learning from 12 September to 21 October + webinars on 2 November

Module 1

Module 2

Module 3

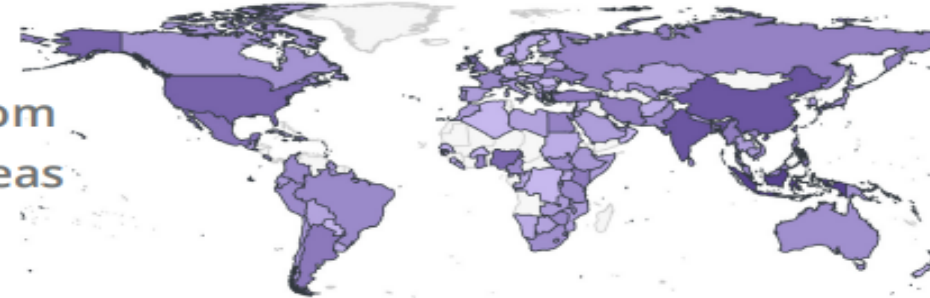
Module 4

Module 5

Module 6

Webinar

996 participants from
144 countries or areas



462 women (46%)



509
post exchanges
in the forum

services
country data
sector economy
trade international
statistics

77%
average score



84%
satisfaction rate



407
certificates granted



Participants had access to manuals, multimedia presentations, tests, surveys, forum and webinars

UNCTAD Technical cooperation on TiS with WAEMU (UEMOA)



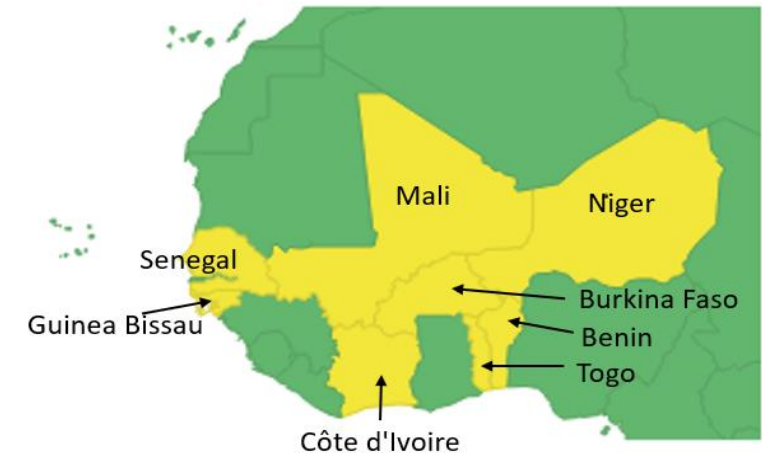
Partner: *Centre Statistique de l'UEMOA (2015 – 2022)*

Outcomes:

Enhanced data availability (incl. detailed items, bilateral flows, mode-of-supply)
Harmonization and increased consistency with MSITS 2010

Deliverables:

Harmonized questionnaire, surveys tools & data collection
Support in survey design and implementation
Recommendations for imputation and estimation
Formation of knowledge (*E-learning*)
Ready to use modular IT system
Globally applicable system
A legal framework template





Pilot phase:

- focus on testing the exhaustiveness and quality of the questionnaires

First data collection :

- data compilation, IT system building and testing

Second collection :

- statistics compilation and deployment of the IT system

Data owners are countries' NSOs.

UNCTAD offers the system and has no access to statistics collected and compiled.

**Modular IT
system
Ready for use
“plug-and-play”**

TiSSTAT modules overview



Challenges / lessons learned

- High need for quality business registers
- Identification and scope of non-response
- Consider tailored questionnaires for different groups of respondents to reduce response burden
- Special instruments needed to compile travel data
- Opportunity to solve intra-regional asymmetries

Way ahead

- Third annual data collection in the UEMOA-region
- Extension of the project to other regions (languages) (CARICOM)

Coordination for internationally comparable statistics

Cooperation among **National central banks** and **National statistical offices** and international organizations:
UN Statistics Division, IMF, OECD, WTO, UNWTO, ESCWA, ECLAC, UNECA, OIC, GCC, UNCTAD, EUROSTAT, ...

Related statistical frameworks prescribe consistent principles


Main reference: **Manual on Statistics of International Trade in Services 2010 (MSITS)**

Consistency: SNA 2008 > BOP 2009 (BPM6) > **MSITS 2010**

United Nations Committee on Business and Trade Statistics (UNCEBTS)

> Task Force on International Trade statistics

Revising current trade statistics manuals (IMTS and MSITS)



It is important that developing countries participate

- > to express their needs and concerns
- > to be integrated and acquire further knowledge

- > **Digital-trade working group** (UNCTAD, WTO, IMF, OECD)
- > **Modes-of-supply working group** (Eurostat, WTO, & partners)

Services trade statistics: manuals and classifications (*links*)


Manual on Statistics of International Trade in Services 2010 (MSITS)

https://unstats.un.org/unsd/publication/seriesm/seriesm_86rev1e.pdf

EBOPS 2010

ICFA rev.1 (ISIC rev.4)

W/120



MSITS 2010 Compilers Guide

https://unstats.un.org/unsd/trade/publications/MSITS2010_Compilers%20Guide%20-%20Unedited%20White%20Cover%20Version%20-%202016%20December%202014.pdf

EBOPS 2010 – CPC rev.2 correspondence table

<https://unstats.un.org/unsd/tradeserv/tfsits/msits2010/ebops2cpc.htm>

All should be updated by 2025; Compilers' guides 2026/27

Related classifications: Central Product Classification (CPC)

CPC

- detailed product classification covering goods and services
- maintained by UNSD
- international standard for industrial production, national accounts, service industries, balance of payments, consumption and price statistics;

10 Sections of CPC (rev.2)

0 – 4: Goods (transportable)

- 0 - Agriculture, forestry and fishery products
- 1 - Ores and minerals; electricity, gas and water
- 2 - Food products, beverages and tobacco; textiles, apparel and leather products
- 3 - Other transportable goods, except metal products, machinery and equipment
- 4 - Metal products, machinery and equipment

5 – 9: Services (mainly)

- 5 - Construction services
- 6 - Distributive trade services; lodging; food and beverage serving services; transport services; and utilities distribution services
- 7 - Financial and related services; real estate services; and rental and leasing services
- 8 - Business and production services

EBOPS 2010 – CPC rev.2 correspondence: Education services

| EBOPS | | CPC Code | | Annotations |
|--------|---------------------------|----------|--|--|
| Code | Description | Code | Description | |
| 4a.5.2 | Education services | 921 | Pre-primary education services | Travel breakdown by purpose |
| 4a.5.2 | Education services | 922 | Primary education services | |
| 4a.5.2 | Education services | 923 | Secondary education services | |
| 4a.5.2 | Education services | 924 | Post-secondary non-tertiary education | |
| 4a.5.2 | Education services | 925 | Tertiary education services | |
| 4a.5.2 | Education services | 92911 | Cultural education services | |
| 4a.5.2 | Education services | 92912 | Sports and recreation education services | |
| 4a.5.2 | Education services | 92919 | Other education and training services, n.e.c. | |
| 4a.5.2 | Education services | 9292 | Educational support services | Part of personal, cultural and recreational services |
| 11.2.2 | Education services | 921 | Pre-primary education services | |
| 11.2.2 | Education services | 922 | Primary education services | |
| 11.2.2 | Education services | 923 | Secondary education services | |
| 11.2.2 | Education services | 924 | Post-secondary non-tertiary education services | |
| 11.2.2 | Education services | 925 | Tertiary education services | |
| 11.2.2 | Education services | 92911 | Cultural education services | |
| 11.2.2 | Education services | 92912 | Sports and recreation education services | |
| 3.4 | Post and courier services | 68 | Postal and courier services | <p>Delivered through correspondence courses, via television, satellite, or the Internet, or by teachers, among others, who supply services directly in host economies. Excluded are education services provided to non-resident teachers present in the economy.</p> <p>Part of personal, cultural and recreational services</p> <p>Panel of governments which are stationed in foreign economies (and vice-versa), see EBOPS 2010 items under 12.</p> |

Where to find trade in services statistics

International organizations share statistics to avoid adding burden to countries' statistical authorities.

TiS DATA COLLECTION MANDATES:

Eurostat > data for EU countries + candidates

OECD > other OECD countries + associated non-members

IMF BOP > other countries/territories, mainly developing & LDCs

UN Reginal commissions and various trade-groups' secretariats also collect and disseminate trade statistics

sets

combine international sources

+ national statistics

+ estimates

Annual data set: over 200 economies
and regional and global aggregates

some 30 “main” items are estimated for
partner world across the data set
= complete coverage of those items

bilateral trade figures available

GOAL: best possible coverage with official statistics

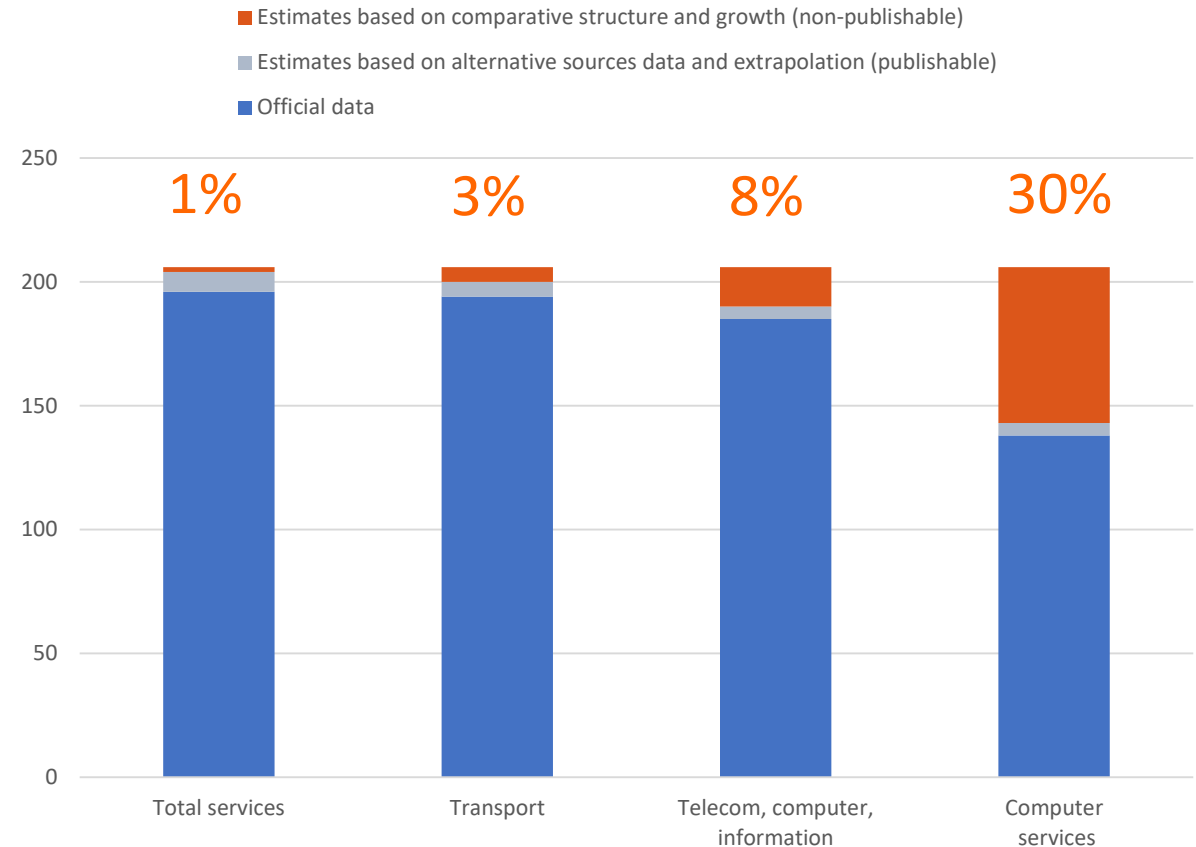
Quarterly data set:

over 150 economies included

20 main services categories

regional and global aggregates

Data availability: number of reporters,
partner “world”



Related data sets on trade in services

Derived

- Digitally –deliverable services
- ICT services
- Creative / cultural services
- Ocean-related services trade
- Trade in environment-protection services
- Gender and services trade

...

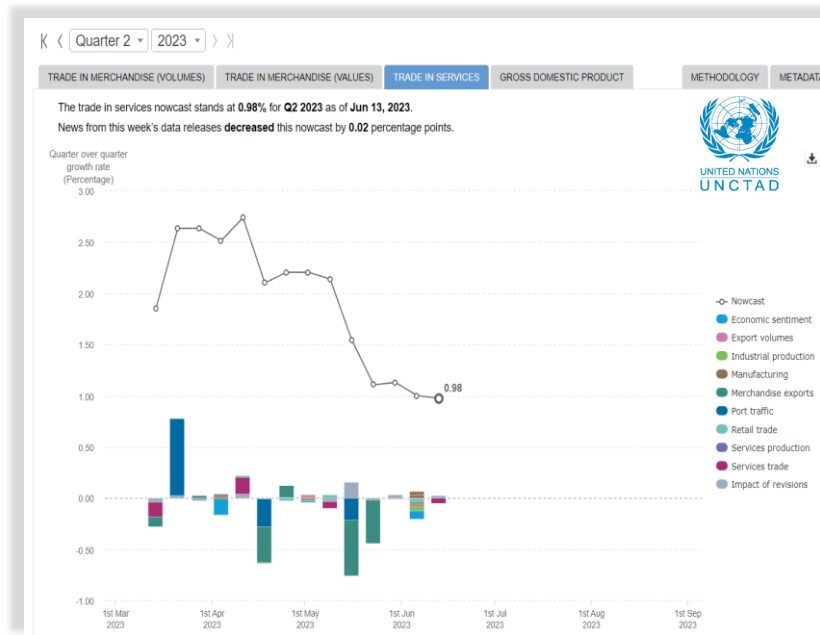
Many derived indicators require linking trade and business statistics

Real-time indicators

- Nowcasts
- Forecasts

Experimental: WTO

- BaTIS
- TISMOS



Thank you

statistics@unctad.org

<http://unctadstat.unctad.org>

The screenshot shows the UNCTADSTAT website homepage. At the top is a navigation bar with the UNCTAD logo and the text "UNITED NATIONS CONFERENCE ON TRADE AND DEVELOPMENT". Below the navigation bar is a main content area. On the left, a headline reads "World services exports reached a record US\$7.2 trillion in 2022". To the right of this headline is a "BULLETIN" section titled "International trade in services Q4 2022". Below the headline and bulletin are five icons representing different features: Data Center, Nowcasts, Country Profiles, Bulk download, and Release Calendar. At the bottom of the page, there are three sections: "Tweets from @UNCTADstat" showing a tweet about illicit financial flows, "Featured publication" for the "Handbook of Statistics 2022", and "SDGs statistics" featuring the "SDG Pulse" logo.

UNCTADSTAT
UNITED NATIONS CONFERENCE ON TRADE AND DEVELOPMENT

ABOUT DATA COUNTRY PROFILES DATA EXPLORATION INFOGRAPHICS DOCUMENTATION EN FR

World services exports reached a record US\$7.2 trillion in 2022

The new trade in services quarterly bulletin is now available.
With a 15.3% annual rise, world services exports reached a record US\$7.2 trillion in 2022.
For Q4 2022, the quarter-on-quarter seasonally adjusted (QoQ-SA) growth rate of global services exports was estimated at -2.3%.

BULLETIN

**International trade in services
Q4 2022**

Following the UNCTAD nowcasts' estimates, the quarterly bulletin brings an insight reflecting latest official country statistics.

Data Center Nowcasts Country Profiles Bulk download Release Calendar

Tweets from @UNCTADstat

UNCTAD Statistics Retweeted
UNCTAD, the UN trade...
@UNCTAD · Jun 13
First-ever official data on illicit financial flows now available.
@UNCTAD and its partners continue to work

Featured publication

HANDBOOK OF STATISTICS 2022
Quick links: 2022 | 2021 | 2020 | 2019
FACT SHEETS
These fact sheets provide a short summary overview for

SDGs statistics

SDG Pulse