



TÜRKİYE CUMHURİYET
MERKEZ BANKASI

MONEY AND BANKING STATISTICS

SESRIC STATISTICAL CAPACITY BUILDING PROGRAMME
Training Course on “Monetary and Financial Statistics”

Arzu Tarman Topkaya

Data Governance and Statistics Department
Monetary and Financial Data Division

7 - 8 November 2024

İstanbul



CONTENTS

■ **Compilation**

- Data Sources
- Reporting Forms

■ **Production**

- Validation
- Aggregation
- Publication

■ **Dissemination**

Compilation



National and International Standards

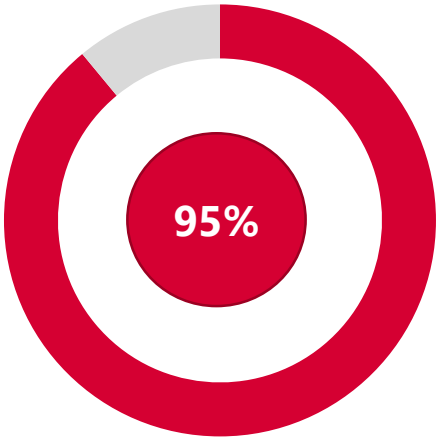
National:

- “Uniform Chart of Accounts” by Banking Regulation and Supervision Agency (BRSA)

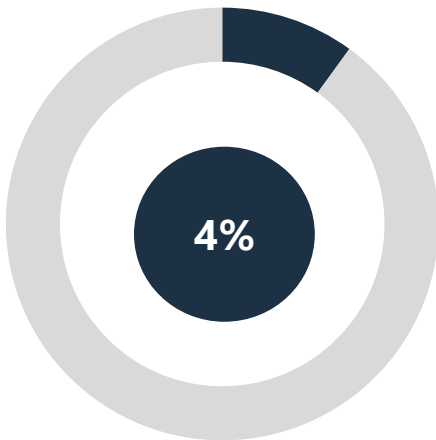
International:

- “Monetary and Financial Statistics Manual and Compilation Guide – 2016” by IMF
- “European System of Accounts (ESA) 2010”
- “System of National Accounts (SNA) 2008”

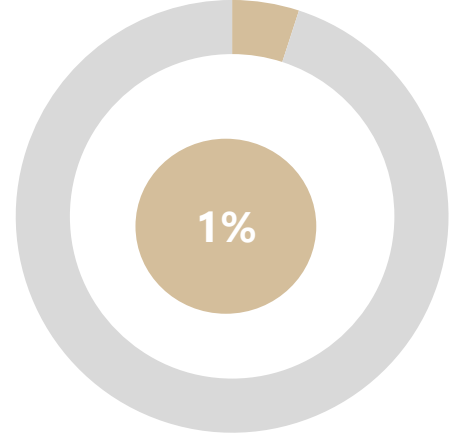
Compilation (Data Sources)



**Statistical Reporting
Forms**



**Central Bank of
Türkiye**



TEFAS

Compilation (Reporting Forms)

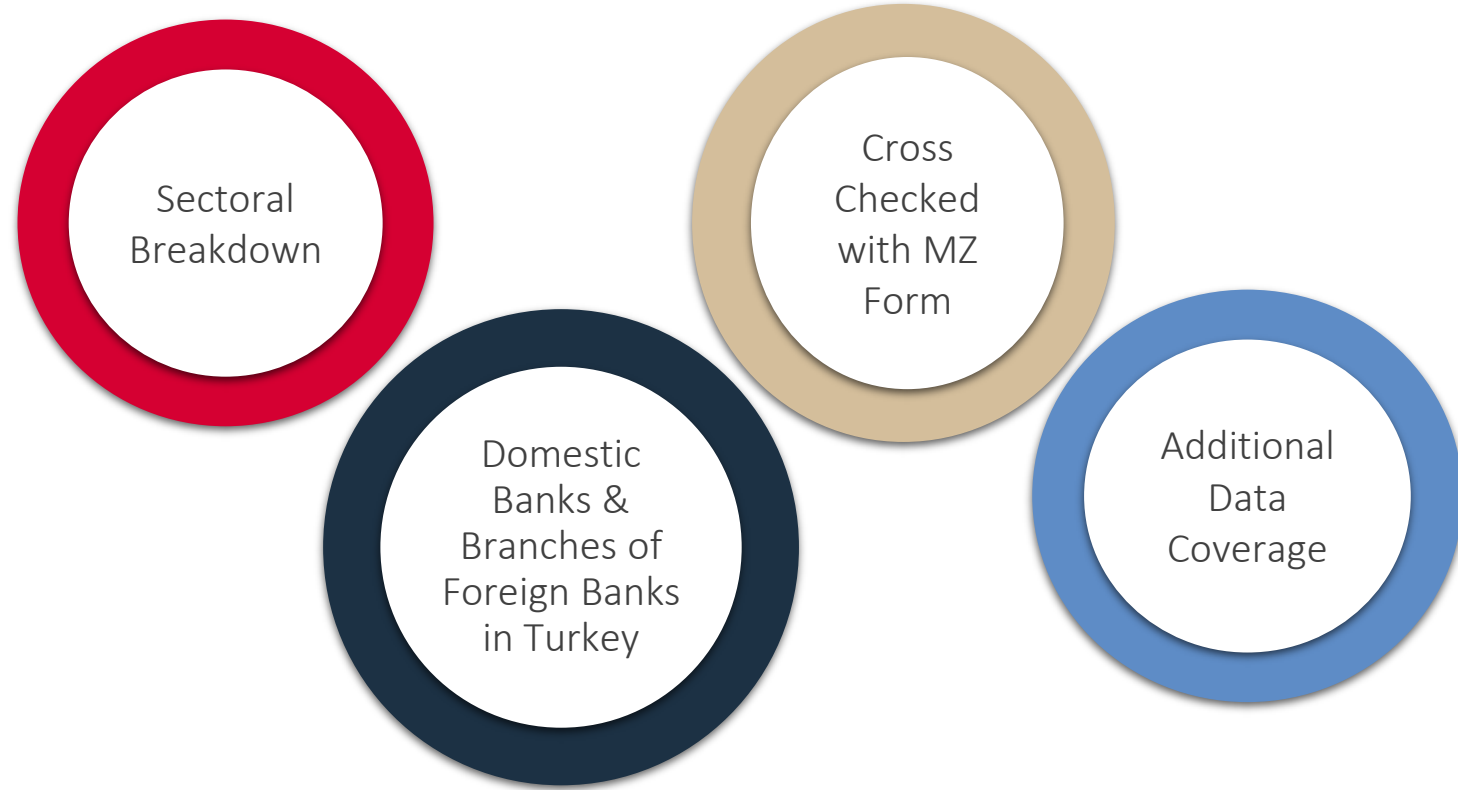
Detailed Balance Sheet (MZ)

Sectoral Balance Sheet (SB)

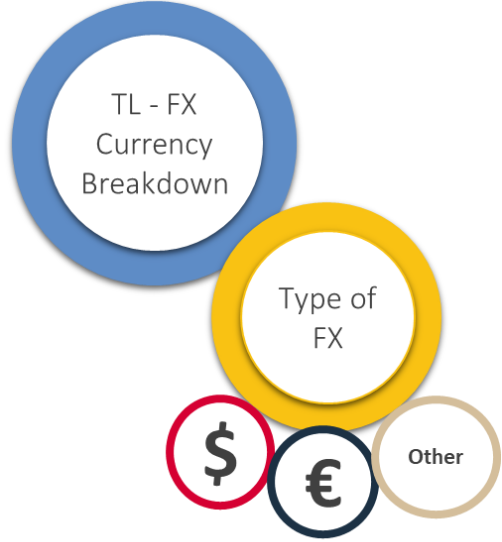
Loans, Maturity and Sectoral Breakdown (VK)

Compilation

Sectoral Balance Sheet (SB Form)

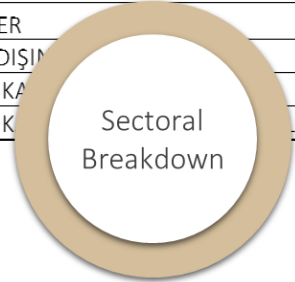


Compilation



Loans, Maturity and Sectoral Breakdown (VK Form)

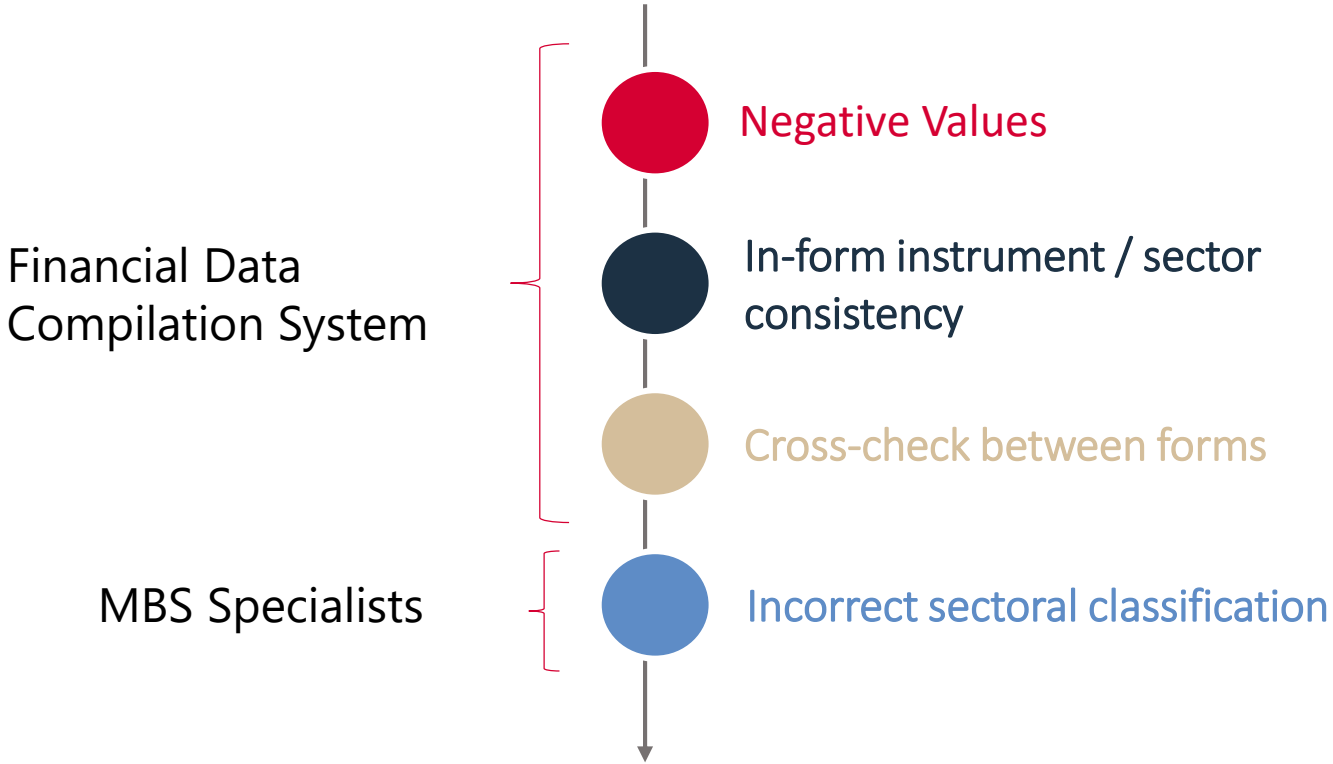
VERİLEN KREDİLER (VK) FORMU						
	(A)	(B=C+D)	(C)	(D)	(E=A+B)	F
	KISA VADE	ORTA VE UZUN VADE (TOPLAM)	ORTA VE UZUN VADE			
HESAP ADI	1 YILA KADAR	1 YILDAN UZUN	UZUN VE 5 YILA KADAR VADELİ	5 YILDAN UZUN VADELİ	TOPLAM	KREDİ FAİZ VE GELİR TAHAKKUK VE REESKONTLARI
VERİLEN KREDİLER TOPLAMI						
I. YURTIÇİNE VERİLEN KREDİLER						
1. TÜKETİCİ KREDİLERİ						
2. BİREYSEL KREDİ KARTLARI						
3. GENEL YÖNETİM						
4. KAMU İKTİSADİ TEŞEKKÜLLERİ						
5. ÖZEL SEKTÖR						
6. BANKALAR						
7. SİGORTA ŞİRKETLERİ VE ÖZEL EMEKLİLİK FONLARI						
8. DİĞER FİNANSAL KESİM						
9. DİĞER						
II. YURTDIŞINA VERİLEN KREDİLER						
1. BANKALAR						
2. BANKALAR DIŞI						



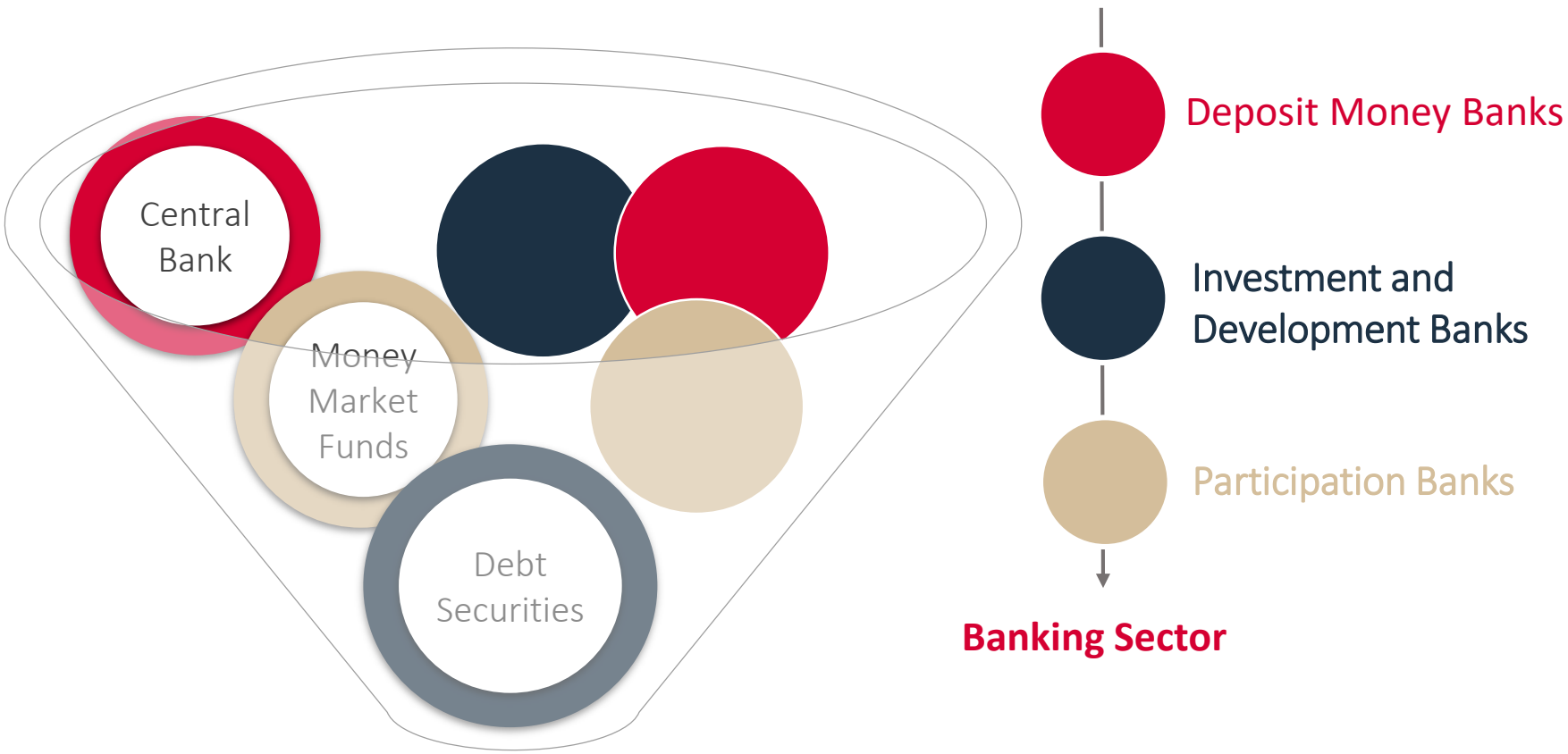
Production (Validation)



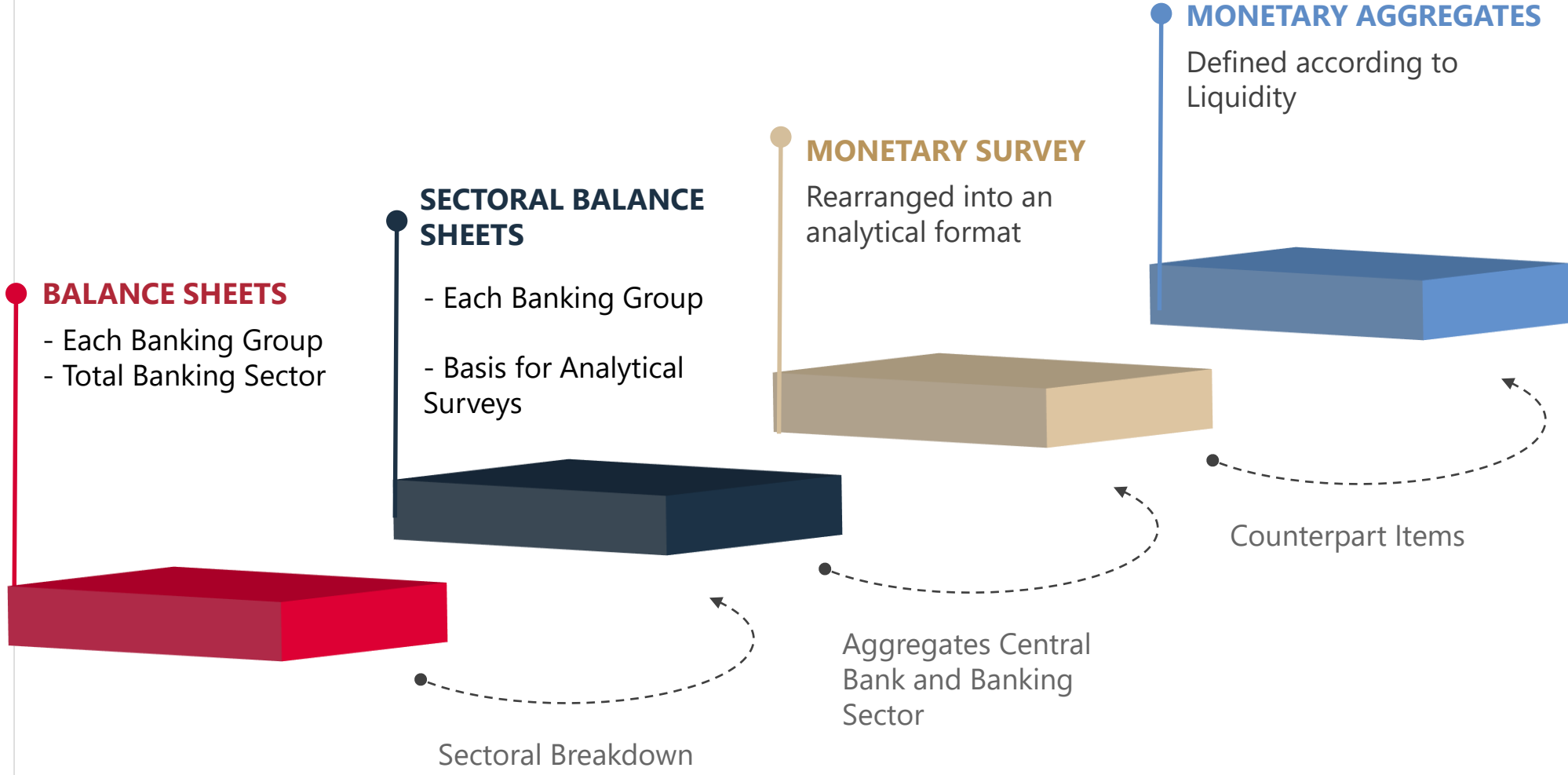
Sectoral Balance Sheet (SB)



Production (Aggregation)



Production (Aggregation)



Production (Publication)

CONTENTS

1 BANKING SYSTEM BALANCE SHEETS

- 1 [Central Bank Balance Sheet](#)
- 2 [Deposit Money Banks Balance Sheet](#)
- 3 [Participation Banks Balance Sheet](#)
- 4 [Investment and Development Banks Balance Sheet](#)
- 5 [Banking Sector Balance Sheet](#)

2 SECTORAL BALANCE SHEETS AND MONETARY SURVEY

- 6 [Deposit Money Banks Balance Sheet](#)
- 7 [Participation Banks Sectoral Balance Sheet](#)
- 8 [Investment and Development Banks Sectoral Balance Sheet](#)
- 9 [Money Market Funds Sectoral Balance Sheet](#)
- 10 [Monetary Survey](#)
- 11 [Monetary Aggregates and Counterpart Items](#)
- 12 [Central Bank Analytical Balance Sheet](#)

3 DETAILED TABLES OF THE BALANCE SHEET ITEMS

- 13 [Deposit Money Banks - Foreign Assets and Liabilities](#)
- 14 [Deposit Money Banks - Loans \(Sectoral Breakdown\)](#)
- 15 [Deposit Money Banks - Deposits \(Sectoral Breakdown\)](#)
- 16 [Deposit Money Banks - Deposits \(Maturity Breakdown\)](#)
- 17 [Deposit Money Banks - Deposits \(Deposit Types\)](#)
- 18 [Deposit Money Banks - Securities \(Sectoral Breakdown\)](#)
- 19 [Participation Banks - Foreign Assets and Liabilities](#)
- 20 [Participation Banks - Loans \(Sectoral Breakdown\)](#)
- 21 [Participation Banks - Funds Raised \(Sectoral Breakdown\)](#)
- 22 [Participation Banks - Funds Raised \(Maturity Breakdown\)](#)
- 23 [Participation Banks - Funds Raised \(Deposit Types\)](#)
- 24 [Investment and Development Banks - Foreign Assets and Liabilities](#)
- 25 [Investment and Development Banks - Loans \(Sectoral Breakdown\)](#)
- 26 [Banking Sector - Equity and Maturity Breakdown for Foreign Liabilities](#)
- 27 [Banking Sector - Loans](#)
- 28 [Banking Sector - Securities](#)
- 29 [Banking Sector - Participations and Subsidiaries](#)

4 FX-PROTECTED DEPOSIT AND PARTICIPATION ACCOUNTS

- 30 [FX-Protected Deposit and Participation Accounts](#)

Dissemination

Statistical Data (EVDS)

Data Release Calendar

- + Inflation Data
- + Balance of Payments and Related Statistics
- **Monetary and Financial Statistics**
 - Weekly Money and Banking Statistics
 - Monthly Money and Banking Statistics
 - Non-Bank Financial Corporations Statistics
 - Securities Statistics
 - Financial Accounts
 - Foreign Exchange Assets and Liabilities of Non-Financial Companies
 - Debit and Credit Cards - Sectoral Expenditure Statistics
- + Interest Rate Statistics
- + Real Sector Statistics
- + Tendency Surveys
- + Banking Data
- + Markets Data
- + Exchange Rates
- + CBRT Analytical Balance Sheet

Monthly Money and Banking Statistics

Share f in Print

Monthly Money and Banking Statistics are a group of stock data presenting money, deposit and other monetary liabilities of the CBRT and banks as well as loans extended by these institutions and their external positions. These statistical tables include information on:

- Balance sheets
- Sectoral balance sheets
- Detailed tables of deposits, loans and securities by breakdown by maturity, type and sector
- Monetary positions and monetary aggregates of the Central Bank and other banks.

As of 28 June 2019, Monthly Money and Banking Statistics presentation formats are updated to bring the statistical tables into a more simple and comparable format across countries. The changes can be found under "Methodological Changes".

Data are available as time series in EVDS. Click [here](#) for access.

Monetary Developments- September 2024

PDF Link

Data - September 2024

PDF Link

Institutional Sector List

PDF Link

Metadata

PDF Link

Revision Policy

PDF Link

Methodological Changes

Methodological Changes

Announcements on Revision Studies

Announcements on Revision Studies

Dissemination

Alphabetical View

MONTHLY MONEY AND BANK STATISTICS (CBRT)

- > Deposit Money Banks Balance Sheet (Thousand TRY)
- > Participation Banks Balance Sheet (Thousand TRY)
- > Investment and Development Banks Balance Sheet (Thousand TRY)
- > Banking Sector Balance Sheet (Thousand TRY)
- > Deposit Money Banks Balance Sheet (Thousand TRY)
- > Participation Banks Sectoral Balance Sheet (Thousand TRY)
- > Investment and Development Banks Sectoral Balance Sheet (Thousand TRY)
- > Money Market Funds Sectoral Balance Sheet (Thousand TRY)
- > Monetary Survey (Thousand TRY)
- > Monetary Aggregates and Counterpart Items (Thousand TRY)
- > Deposit Money Banks - Foreign Assets and Liabilities (Thousand TRY)
- > Deposit Money Banks - Loans (Sectoral Breakdown) (Thousand TRY)
- > Deposit Money Banks - Deposits (Sectoral Breakdown) (Thousand TRY)
- > Deposit Money Banks - Deposits (Maturity Breakdown) (Thousand TRY)
- > Deposit Money Banks - Deposits (Deposit Types) (Thousand TRY)

Select Datagroup

Observation

Original Observation

Formula

1 selected

Add

Serie Name

MY SELECTIONS

Clear my selections

- B1.CASH - Level
- B2.FOREIGN BANKNOTES - Level
- B3.CASH IN TRANSIT - Level
- B4.CHECKS PURCHASED - Level
- B5.SECURITIES DUE - Level
- B6.PRECIOUS STONES (FX) - Level
- B7.CLAIMS ON CENTRAL BANK - Level
- B7.1.Sight Free Account - Level
- B7.2.Time Free and Restricted Account - Level
- B7.3.Blocked Electronic Money Funds - Level
- B8.CLAIMS ON BANKS - Level
- B8.1.Domestic - Level
- B8.2.Abroad - Level
- B9.CLAIMS ON MONEY MARKET - Level
- B10.PARTICIPATION

REPORT SETTINGS



Frequency

Monthly

Date From

(01-1986)

03-2012

Date To

(09-2024)

09-2024

Decimal

2

Date Format

Year-Month

Decimal Separator

Dot (.)

Create Formula

Dissemination

Monetary Developments

Data Governance and Statistics Department

September 2024



Chart 1. Monetary Aggregates (September 2024, Annual % Growth)

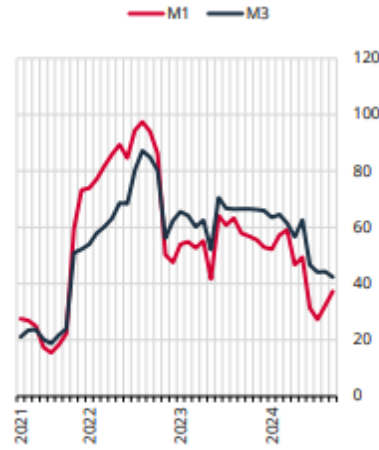
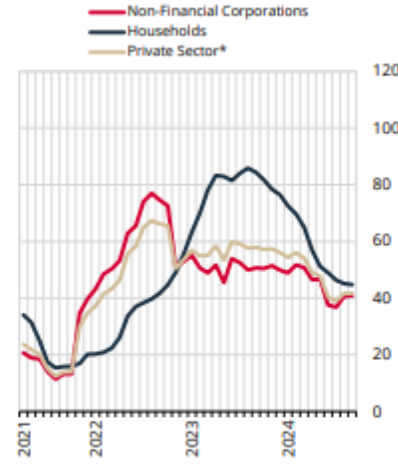


Chart 2. Loans (September 2024, Annual % Growth)



(*) Private Sector includes Agricultural Sales and Credit Cooperatives, Non-profit Inst. Serving Households and Other as well as Non-Financial corp. and Households.

Chart 3. Monthly Change of M3 Money Supply and Its Components (September 2024, Million TRY)

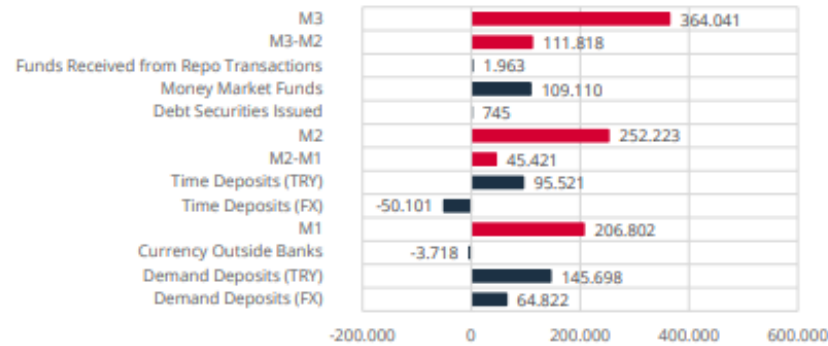


Table 1. Contribution of Broad Money Components to the Annual Growth in M3 Money Supply (September 2024)

	Money Supply (Million TRY)	Contribution of Components to M3 Annual Growth (%)	Contribution of Components to M3 Monthly Growth (%)
M3	18.015.546	42.30	2.06
M3-M2	1.502.598	3.53	0.63
Funds Received from Repo Transactions	583.212	1.37	0.01
Money Market Funds	889.519	2.09	0.62
Debt Securities Issued	29.867	0.07	0.00
M2	16.512.948	38.77	1.43
M2-M1	10.355.466	24.31	0.26
Time Deposits (TRY)	8.447.015	19.83	0.54
Time Deposits (FX)	1.908.451	4.48	-0.28
M1	6.157.482	14.46	1.17
Currency Outside Banks	598.392	1.41	0.02
Demand Deposits (TRY)	1.777.189	4.17	0.83
Demand Deposits (FX)	3.781.900	8.88	0.37

Source: CBRT

Dissemination

Monetary Developments

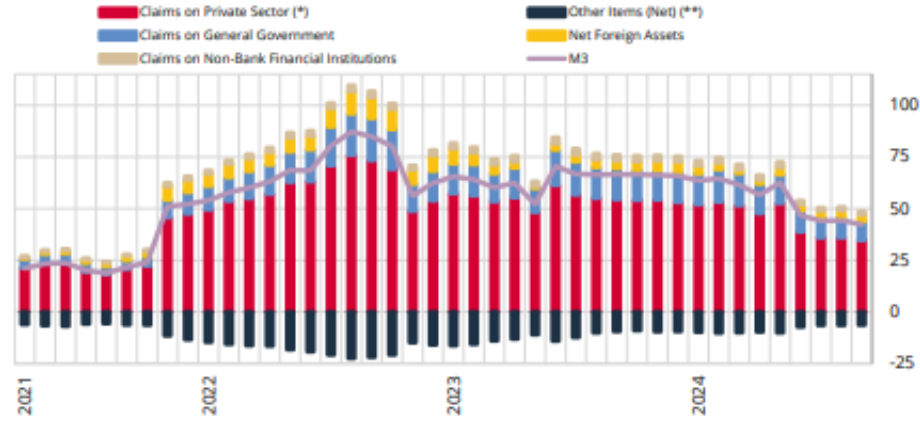
Data Governance and Statistics Department

September 2024



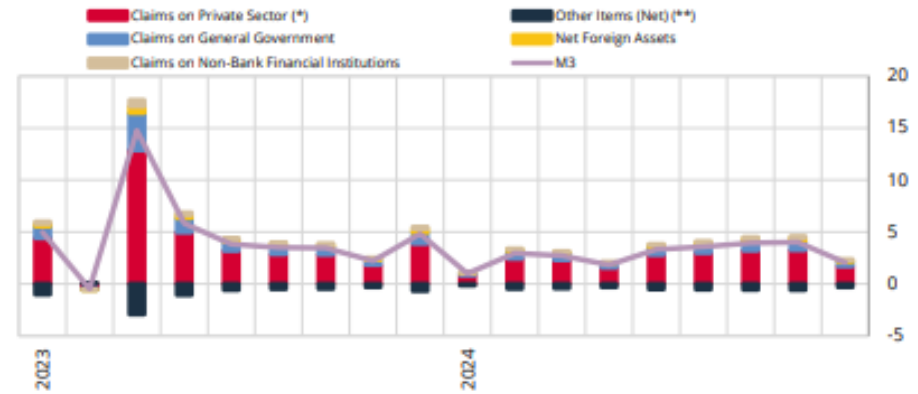
TÜRKİYE CUMHURİYETİ MERKEZ BANKASI

Chart 4. Reflection of Annual Growth in M3 Money Supply to Counterpart Items (September 2024)



(*) Claims on Private Sector includes Claims on Non-Financial Public Enterprises.
 (**) Transactions of the monetary sector are netted under "Other Items (Net)".

Chart 5. Reflection of Monthly Growth in M3 Money Supply to Counterpart Items (September 2024)



(*) Claims on Private Sector includes Claims on Non-Financial Public Enterprises.
 (**) Transactions of the monetary sector are netted under "Other Items (Net)".

Dissemination



Data Source For ...

- Financial Accounts (Financial Corporations)
- Foreign Exchange Assets and Liabilities of Non-Financial Companies

- Loans of Social Security Funds, Local Governments and Public Non-Financial Corporations

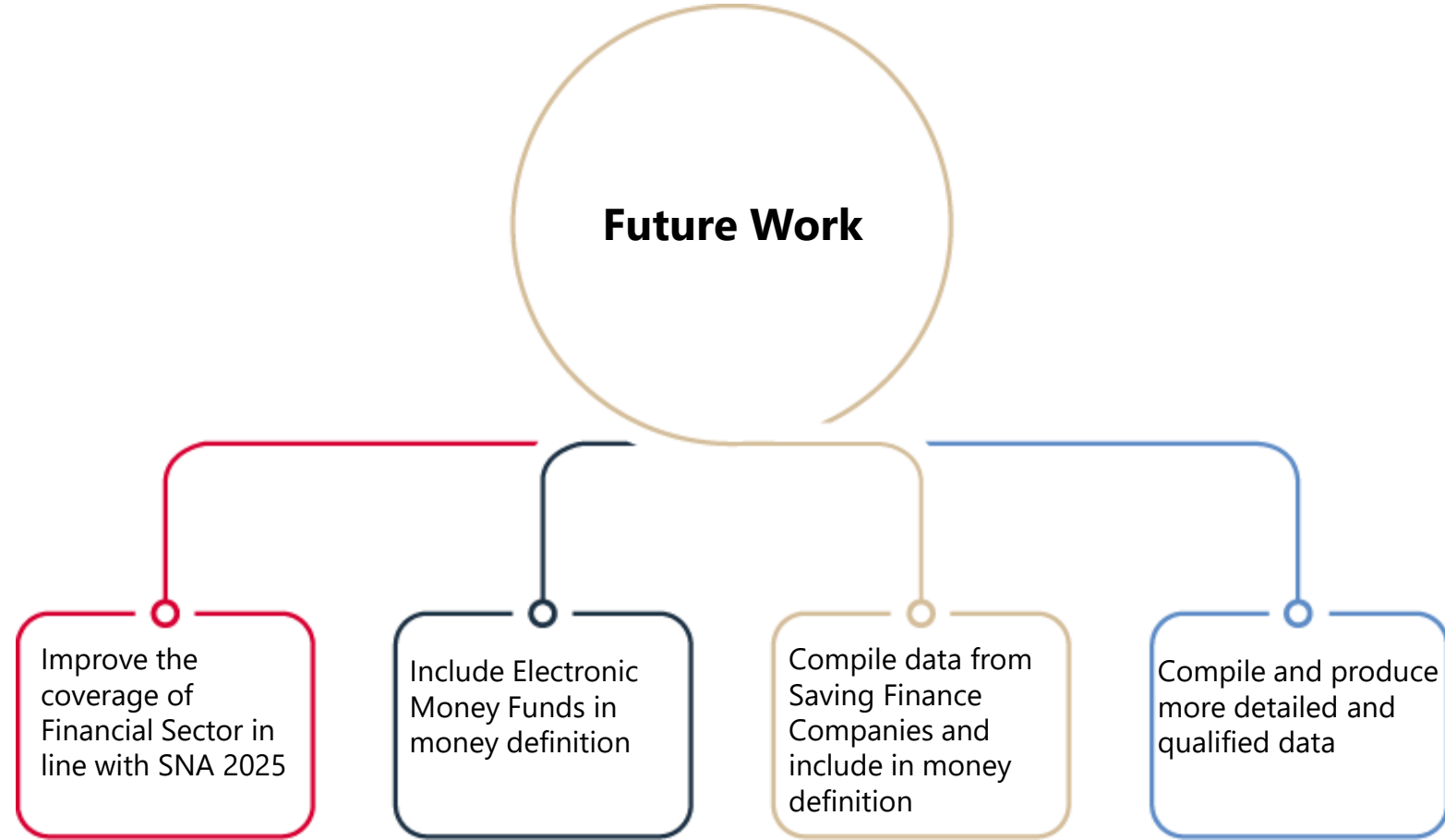
Dissemination



International Organizations

- Special Data Dissemination System (SDDS)
 - Monetary Aggregates
 - Domestic Credit to General Government
 - Other Domestic Credit
 - External Position
- Standard Reporting Forms (through ICS)
 - 1SR (Central Bank)
 - 2SR (Other Depository Corporations)
 - 5SR (Monetary Aggregates)
- Monetary Survey
- Monetary Aggregates

Future Work





**TÜRKİYE CUMHURİYET
MERKEZ BANKASI**

www.tcmb.gov.tr