

IMPLEMENTATION OF THE OIC-STATCOM PROGRAMME OF ACTION FOR 2021-2025

14th SESSION OF THE OIC-STATCOM

1-3 October 2025 Ankara, Republic of Türkiye



Background

Circulated the Questionnaire

On **4 June 2025** to NSOs of OIC countries.

Aim

To monitor the implementation of PoA for 2021-2025

Available at

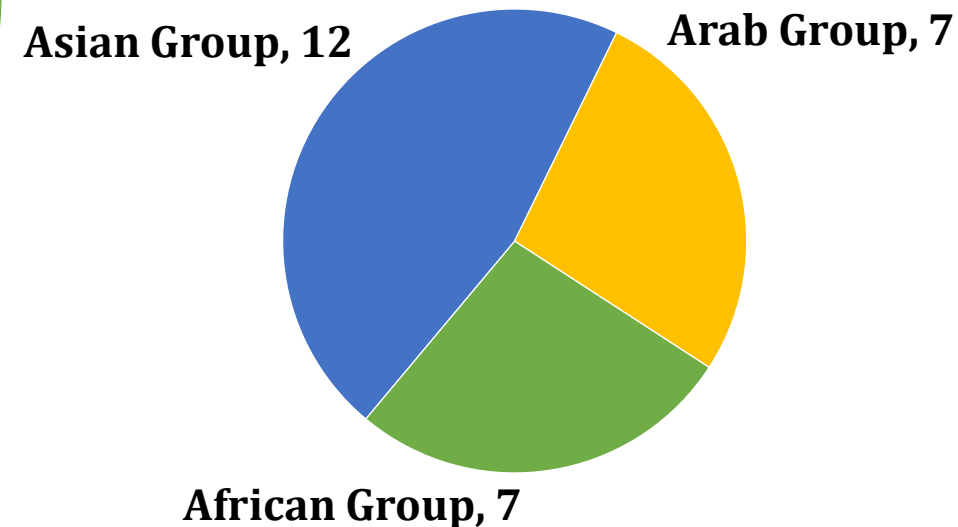
<https://www.oicstatcom.org/strategic-vision.php>



OIC-StatCom
Organisation of Islamic Cooperation Statistical Commission

As of **15 September 2025**, **26** NSOs have submitted their responses (**46% response rate**).

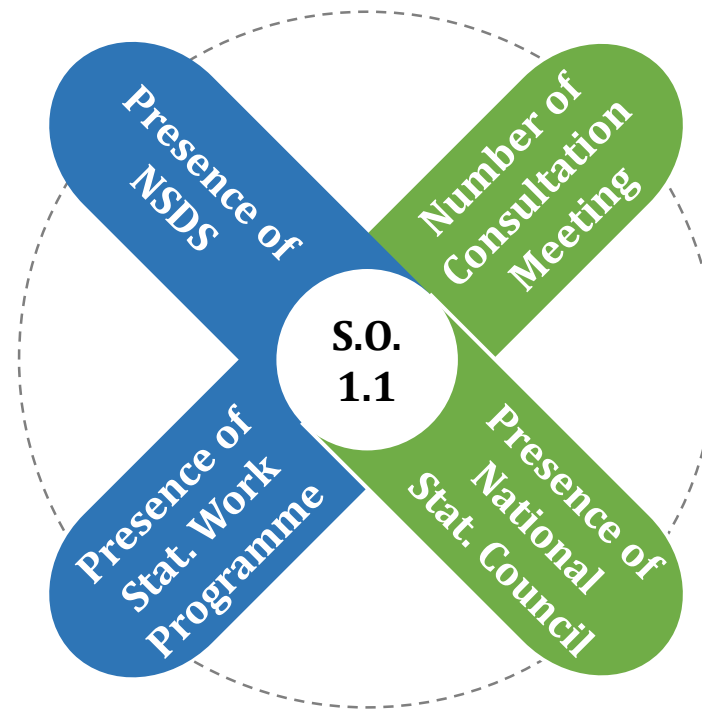
Questionnaire Respondents by Regional Groups of the OIC



Strategic Area 1: Coordination of Statistical Cooperation and Collaboration

Key Performance Indicator for OIC-StatCom Members

- Available: **18** respondents
 - Currently designing: **2** respondents
 - Latest year of NSDS: **2030**
-
- Available: **22** respondents
 - Currently designing: **2** respondents
 - Latest year of Stat. Work Programme: **2030**



The answers from **26** respondents are varied from **2** regular and special meetings to more than **100** meetings.

- Available: **20** respondents
- Not available: **5** respondents

Strategic Area 1: Coordination of Statistical Cooperation and Collaboration

Key Performance Indicator for OIC-StatCom Members

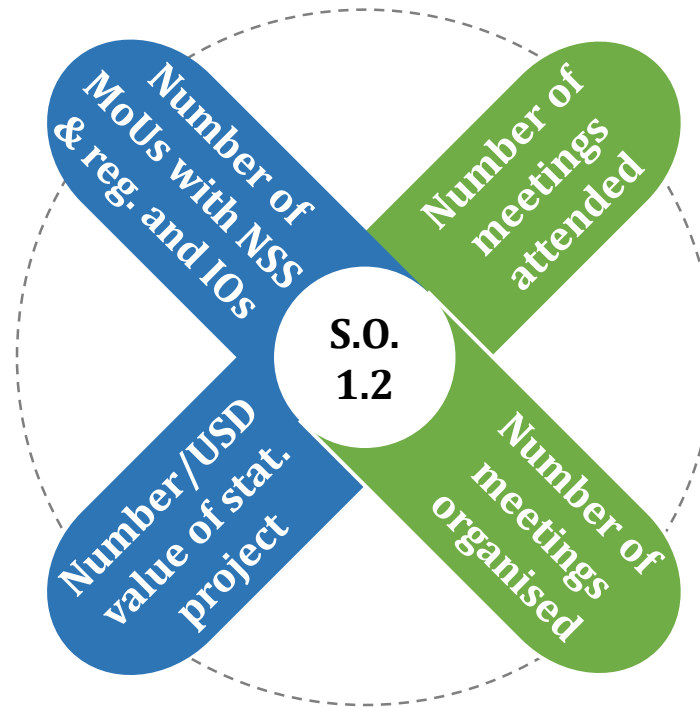
- **1 to 24** MoUs signed with NSS constituents
- **1 to 12** MoUs signed with regional/int. stakeholders

With NSSs Constituents

- From **2 to 10** projects
- Approximately maximum around **USD 76,727,495**.

With Regional/International Organisations

- From **1 to 5** projects.
- Max around **USD 90,000,000**.



- Answers ranged from **1 to 18** meetings/workshops at the OIC level.
- Answers ranged from **2 to 80** at the regional/ international level.
- Organised by SESRIC, UNSD, ADB, ESCAP, SIAP, ILO, etc.
- From **0 to 6** meetings at the OIC level.
- From **2 to 80** meetings at regional/int. level.

Strategic Area 1: Coordination of Statistical Cooperation and Collaboration

Key Performance Indicator for OIC-StatCom Secretariat



Organisation of Annual Sessions and Follow-up Meetings of the OIC-StatCom

- Follow-up Meeting: **5 March 2025**
- Annual Session: **1-3 October 2025**

Number of MoUs/MoAs signed with national, regional, and IOs since the last session of OIC-StatCom



- Statistical Centre for the Cooperation Council of the Arab Countries of the Gulf (GCC-STAT),
- Department of Statistics (DoS) of Jordan,
- Bureau of National Statistics (QazStat) of the Republic of Kazakhstan, and
- National Institute of Statistics (INS) of the Republic of Guinea.

S.O.1.2

Strategic Area 2: Statistical Capacity Development

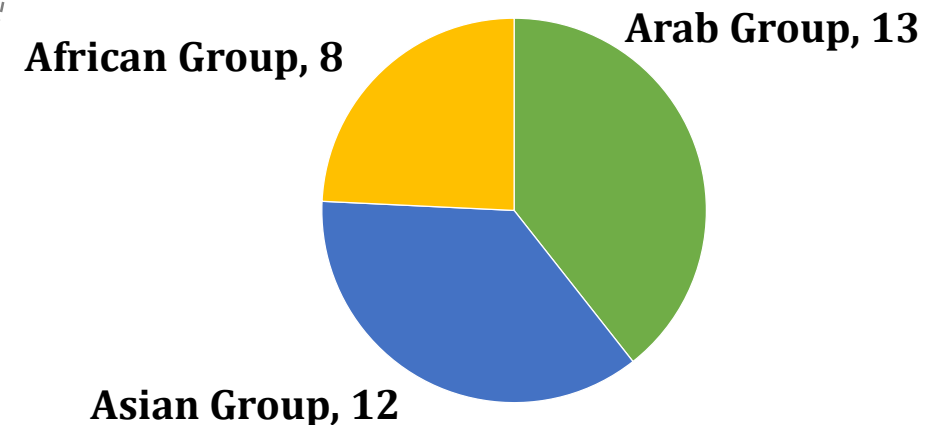
Key Performance Indicator for OIC-StatCom Members & Secretariat

- **12** out of **26** respondents confirmed that they had submitted StatCaB Survey for biennium 2024-2025, while **4** of them said that they are currently in the process of filling out the Survey.
- **12** respondents said “Yes”, while **10** respondents said “No”.



- The Secretariat recirculated the updated StatCaB survey on **31 May 2024**.
- Up to now, the Secretariat has received responses from **33 NSOs** (**58% response rate**).

Questionnaire Respondents by Regional Groups of the OIC



<https://www.sesric.org/rose.php>

Strategic Area 2: Statistical Capacity Development

Key Performance Indicator for OIC-StatCom Members

- Answers ranged from **1** to **18** capacity development activities
- Facilitated by SESRIC, various international organisations and from the OIC-StatCom members' national statistics training institutes.
- Answers ranged from **1** to **6** StatCaB activities.



- **16** respondents said “Yes”, **7** of them said “No”
- Repository can be accessed on: <https://www.oicstatcom.org/refmaterials.php>
- Answers ranged from **1** to **13** StatCaB activities.

Strategic Area 2: Statistical Capacity Development

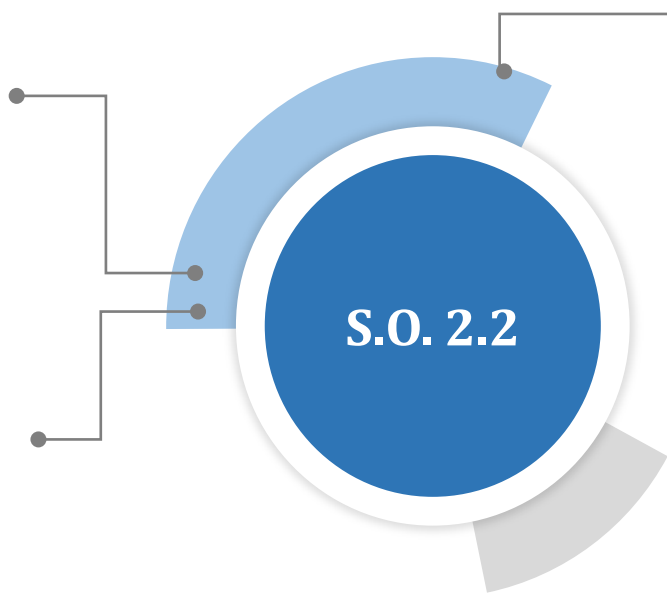
Key Performance Indicator for OIC-StatCom Secretariat

Number of StatCaB matched

Around **34** StatCaB activities planned for 2025 including Statistical Training Courses (SC), Webinars (WBN), and Workshops (WS).

Number of StatCaB activities co-organised with regional and international organizations

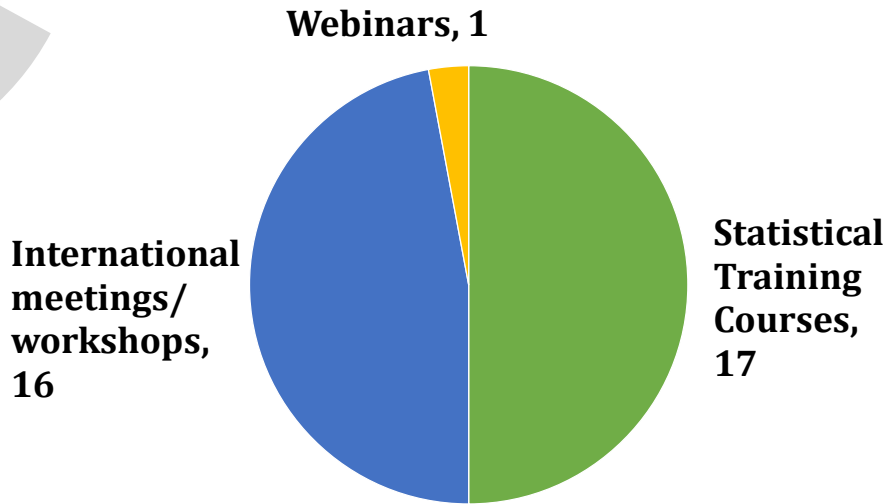
- **20 activities** since October 2024 including **10** meetings, **6** workshops, **3** statistical training courses, and **1** webinar in collaboration with;
- AITRS, AMF, CIS-STAT, ESCWA, GCC-STAT, ICDT, IEA, IIUM, ILO, IsDB, IUT, LAS, OECD, UNEP, UNESCAP, UNFPA, UNSD, UN Water.



Number of StatCaB activities

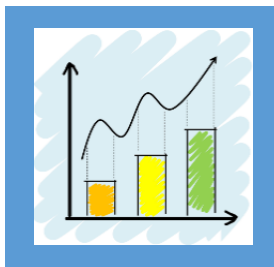
34 activities organised successfully since October 2024, including **17 STC**, **16 IM/ WS** and **1 WBN**.

Distribution of Statistical Activities, by Type, 16 Oct 2024 – 30 Sept 2025



Strategic Area 3: Statistical Modernisation and Innovation

Key Performance Indicator for OIC-StatCom Members




Presence of Statistical Laws & Regulatory Frameworks

24 respondents confirmed that their countries have statistical laws and regulatory frameworks aligned with FPOS.



Presence of Open Data Principles

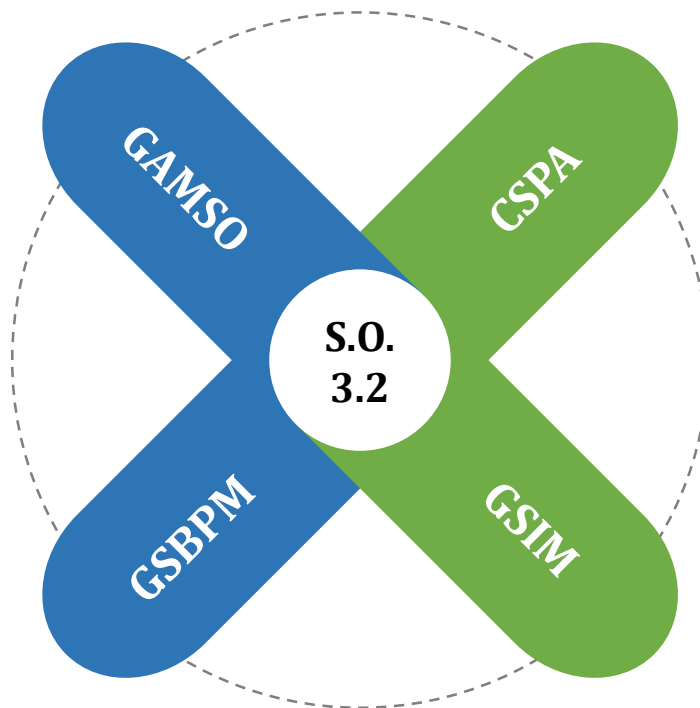
15 respondents answered “Yes”, **8** of them said “Partially”, **2** of them said “No”.



Strategic Area 3: Statistical Modernisation and Innovation

Key Performance Indicator for OIC-StatCom Members

- Implemented GAMS0: **5** respondents
- Planning to use: **2** respondents
- Starting introduction: **2** respondents
- Non-standard use: **1** respondent
- Implemented GSBPM either fully or partially: **12** respondents
- Some respondents informed that they have implemented the GSBPM version 5.1 in line with international standards.



- Partially implemented CSPA: **2** respondents
- **1** respondent informed that the architectural model has influenced their work for a decade and continues to be developed to provide statistical services
- Partially implemented GSIM: **4** respondents
- In the process of GSIM implementation: **1** respondent

Strategic Area 4: Common Statistical Standards and Classifications

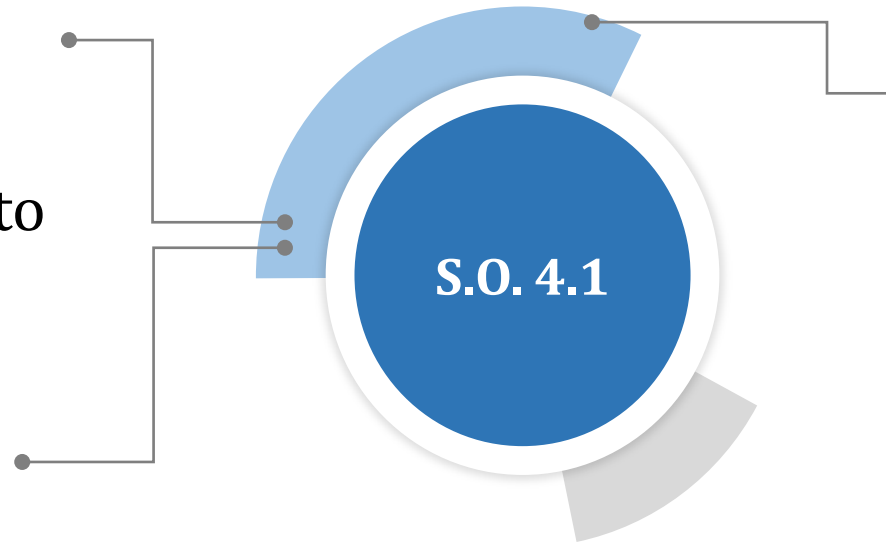
Key Performance Indicator for OIC-StatCom Members

National Compilers Guidelines

- National compilers guidelines available: **19** respondents
- Answers ranged from **1** to **40** manuals/guidelines.

Online Repository

- Online repository for manuals/guidelines available: **14** respondents confirmed



Involvement in Key Decisions on the International Survey Programmes

- Very high: **3** respondents
- High: **5** respondents
- Moderate: **10** respondents
- Low: **3** respondents
- Very Low: **2** respondents

Strategic Area 4: Common Statistical Standards and Classifications

Key Performance Indicator for OIC-StatCom Members



Reporting Prudential and Structural Islamic Financial Indicators (PSIFIs) to Islamic Financial Services Board (IFSB)

Only **7** respondents said “Yes”.



Presence of National Methodologies on Islamic Tourism Data

Only **1** respondents said “Yes”, and **2** respondents said that they are currently developing the methodology.

S.O. 4.2

Strategic Area 5: Statistical Quality Improvement

Key Performance Indicator for OIC-StatCom Members

Implementation of National Quality Assurance Frameworks (NQAFs)

- Confirmed the implementation of NQAF: 7 respondents
- Based on UN NQAF Manual (2019), Quality Assurance Framework based on the Principles of European Statistics Code of Practice, Statistical Quality Assurance and Certification Framework (SQACF), and Statistical Data and Metadata eXchange (SDMX).
- 2 other respondents : started to introduce the use of non-traditional data sources into their statistical legislations.



Strategic Area 5: Statistical Quality Improvement

Key Performance Indicator for OIC-StatCom Members

Presence of administrative registries frameworks

- **23** respondents confirmed

Other NSSs incorporated administrative registries

- **14** respondents confirmed the incorporation of administrative registries
- Answers ranged from **2** to **43** ministries/agencies/higher local governments

S.O. 5.2

Establishment/maintaining administrative registries infrastructure

- Around USD **5.2 million** to USD **23.8 million**.

Questionnaire for the Final Report on the Implementation of the OIC-2025 Programme of Action

Circulated the Questionnaire

On **18 August 2025** to NSOs of OIC countries with the deadline by 31 October.

Aim

To monitor implementation status of the OIC-2025 POA

Final Products

Final report on the implementation of the OIC-2025 POA



As of **30 September 2025**, Brunei Darussalam, Guinea, Iraq, Kuwait, and Qatar updated their 2024 questionnaire.

Burkina Faso sent their first questionnaire.

Thank You



www.sesric.org
www.oicstatcom.org



cabinet@sesric.org



[@sesric](https://twitter.com/sesric)
[@oicstatcom](https://twitter.com/oicstatcom)



[@sesric1978](https://www.instagram.com/sesric1978)
[@oic_statcom](https://www.instagram.com/oic_statcom)



[@sesric1978](https://www.youtube.com/@sesric1978)

