



# OIC Statistics Database (OICStat)





# OIC Statistics Database (OICStat)

data  
is power




# Table of Content

**OICStat: Description ..... 2**

**OICStat: Key Features ..... 3**


**Data Dissemination and Visualisation Tools ..... 8**

**Research and Reports using OICStat ..... 11**



## OICStat: Description

- The OIC Statistics (OICStat) Database is the first and only international official statistics repository covering all 57 Member Countries of the Organisation of Islamic Cooperation (OIC).
- Currently, OICStat hosts **1,869** indicators across **27** thematic categories, with time-series data dating back to 1970.
- Designed as a user-friendly, multilingual, and dynamic platform, OICStat enables seamless access to reliable, comparable, and up-to-date statistics to support analysis, monitoring, and evidence-based decision-making across OIC Member Countries.



<https://oicstat.sesric.org/>



## OICStat: Key Features

### MULTILINGUALITY

The OICStat Database is available in three official languages of the OIC, namely English, Arabic, and French.

### ACCORDION MENU

The OICStat Database shows all data query steps, namely "Countries", "Categories & Indicators", "Years", and "Format" on the same page under an accordion menu – a vertically stacked list of headers that can be clicked to hide or show the content within – before previewing/exporting the data.

The screenshot displays the OIC Statistics Database (OICStat) interface. At the top is a blue header bar with the title "OIC Statistics Database (OICStat)". Below the header is a navigation bar with tabs: Home, Query (selected), Features, Indicators List, Data Source, and Feedback. The main content area has a light blue background and contains a message: "Please select at least one option from each group (Countries, Categories & Indicators, and Years), set your 'Format' options, and click 'Submit'." Below this message is an accordion menu with four blue headers: "COUNTRIES", "CATEGORIES & INDICATORS", "YEARS", and "FORMAT". Each header has a right-pointing arrow icon. At the bottom of the accordion menu is a "Submit" button.

### MAJOR COUNTRY GROUPINGS

The "Countries" menu offers users options to easily select Member Countries of some major country groupings.

#### By OIC Group:

☐ OIC-Africa ⓘ

☐ OIC-Arab ⓘ

☐ OIC-Asia ⓘ

#### By Income Group:

☐ OIC-High Income ⓘ

☐ OIC-Upper Middle Income ⓘ

☐ OIC-Lower-Middle Income ⓘ

☐ OIC-Low Income ⓘ

#### By Geographical Group:

☐ OIC-EAP ⓘ

☐ OIC-ECA ⓘ

☐ OIC-LAC ⓘ

☐ OIC-MENA ⓘ

☐ OIC-SA ⓘ

☐ OIC-SSA ⓘ

## OICStat: Key Features

### CATEGORIES

The OICStat database hosts 27 categories. Users have also the option to download a category as a whole – all of its indicators – by clicking on the "Download the Entire Dataset" link with data dating back to 1970.

CATEGORIES & INDICATORS	
<input type="checkbox"/> AGRICULTURE (118)	Download the Entire Dataset
<input type="checkbox"/> BANKING, MONEY AND PRICES (44)	Download the Entire Dataset
<input type="checkbox"/> CRIME AND JUSTICE (29)	Download the Entire Dataset
<input type="checkbox"/> DEMOGRAPHY (153)	Download the Entire Dataset
<input type="checkbox"/> DISASTERS AND EMERGENCY EVENTS (49)	Download the Entire Dataset
<input type="checkbox"/> EDUCATION (209)	Download the Entire Dataset
<input type="checkbox"/> ENERGY (53)	Download the Entire Dataset
<input type="checkbox"/> ENVIRONMENT (67)	Download the Entire Dataset
<input type="checkbox"/> GENDER AND FAMILY (84)	Download the Entire Dataset
<input type="checkbox"/> GLOBAL INDICES (15)	Download the Entire Dataset
<input type="checkbox"/> GOVERNMENT FINANCE (32)	Download the Entire Dataset
<input type="checkbox"/> HEALTH (243)	Download the Entire Dataset
<input type="checkbox"/> INDUSTRY AND MANUFACTURING (61)	Download the Entire Dataset
<input type="checkbox"/> INTERNATIONAL FINANCE (38)	Download the Entire Dataset
<input type="checkbox"/> INTERNATIONAL TRADE (157)	Download the Entire Dataset
<input type="checkbox"/> ISLAMIC BANKING AND FINANCE (22)	Download the Entire Dataset
<input type="checkbox"/> LABOUR AND SOCIAL PROTECTION (128)	Download the Entire Dataset
<input type="checkbox"/> NATIONAL ACCOUNTS (75)	Download the Entire Dataset
<input type="checkbox"/> PRIVATE SECTOR (39)	Download the Entire Dataset
<input type="checkbox"/> SCIENCE, TECHNOLOGY AND INNOVATION (92)	Download the Entire Dataset
<input type="checkbox"/> SOCIAL DEVELOPMENT (144)	Download the Entire Dataset
<input type="checkbox"/> SUSTAINABLE DEVELOPMENT GOALS (760)	Download the Entire Dataset
<input type="checkbox"/> TOBACCO CONTROL (23)	Download the Entire Dataset
<input type="checkbox"/> TOURISM (16)	Download the Entire Dataset
<input type="checkbox"/> TRANSPORTATION AND COMMUNICATION (43)	Download the Entire Dataset
<input type="checkbox"/> WATER (81)	Download the Entire Dataset
<input type="checkbox"/> YOUTH (52)	Download the Entire Dataset

## OICStat: Key Features

### ● INDICATORS, DEFINITIONS, AND METADATA

To support transparency and correct interpretation, OICStat provides standardised metadata for each indicator. By clicking the “i” icon next to the indicator name under “Categories & Indicators”, users can access key reference information, including:

- **Definition:** a concise description of what the indicator measures and how it should be interpreted.
- **Source:** the originating institution/database to ensure traceability and credibility.
- **Data Period:** the coverage of the time series available in OICStat for the selected indicator.
- **Last Update Date:** the date of the most recent update applied to that indicator in the database.

This metadata supports consistent use of indicators across users and helps ensure that comparisons across countries and over time are undertaken on an informed basis.

The screenshot shows the OICStat interface with a list of indicators under the 'YOUTH' category. A modal window is open for Indicator Code 217, 'Employment to Population Ratio, Ages 15-24, Both Sexes [%]'. The modal displays the following information:

- Indicator Code:** 217
- Employment to Population Ratio, Ages 15-24, Both Sexes [%]**
- Definition:** Proportion of a country's population (with ages 15-24) that is employed, expressed in terms of percentage.
- Category:** YOUTH, LABOUR AND SOCIAL PROTECTION
- Source:** International Labour Organization (ILO), ILOSTAT Database
- Data Period:** 1991 - 2025
- Last Update Date:** 09/12/2025

Below the modal, a list of indicators is visible, including:

- Labour Force, Ages 15-24, Male [Number]
- Labour Force, Ages 15-24, Total [Number]
- Literacy Rate, Ages 15-24, Female [%]
- Literacy Rate, Ages 15-24, Male [%]

## OICStat: Key Features

### ● LAST YEAR AVAILABLE DATA

The “Years” menu includes options designed to facilitate quick retrieval of the most recent data points, particularly for briefing, benchmarking, and monitoring purposes.

- **Last Year Available:** retrieves only the latest available observation for the selected indicator(s), based on the most recent data currently available in OICStat.
- **Last 5 Years:** retrieves the five most recent years available, providing a compact view of recent developments while keeping outputs concise.
- **Last 10 Years:** retrieves the ten most recent years available, enabling a broader perspective for medium-term trend analysis and cross-country comparison.

As data availability may differ across countries and indicators, the “last year” (and the corresponding last five years) reflects the most recent observations available for the user’s specific selections.

▼
 YEARS

☐ Select All
 ☒ Last Year Available
 ☐ Last 5 Years
 ☐ Last 10 Years

<input type="checkbox"/> 2026	<input type="checkbox"/> 2019	<input type="checkbox"/> 2012	<input type="checkbox"/> 2005	<input type="checkbox"/> 1998	<input type="checkbox"/> 1991
<input type="checkbox"/> 2025	<input type="checkbox"/> 2018	<input type="checkbox"/> 2011	<input type="checkbox"/> 2004	<input type="checkbox"/> 1997	<input type="checkbox"/> 1990
<input type="checkbox"/> 2024	<input type="checkbox"/> 2017	<input type="checkbox"/> 2010	<input type="checkbox"/> 2003	<input type="checkbox"/> 1996	<input type="checkbox"/> 1989
<input type="checkbox"/> 2023	<input type="checkbox"/> 2016	<input type="checkbox"/> 2009	<input type="checkbox"/> 2002	<input type="checkbox"/> 1995	
<input type="checkbox"/> 2022	<input type="checkbox"/> 2015	<input type="checkbox"/> 2008	<input type="checkbox"/> 2001	<input type="checkbox"/> 1994	
<input type="checkbox"/> 2021	<input type="checkbox"/> 2014	<input type="checkbox"/> 2007	<input type="checkbox"/> 2000	<input type="checkbox"/> 1993	
<input type="checkbox"/> 2020	<input type="checkbox"/> 2013	<input type="checkbox"/> 2006	<input type="checkbox"/> 1999	<input type="checkbox"/> 1992	



## OICStat: Key Features

### PREVIEW & DOWNLOAD

After making their selections from the aforementioned four steps in the accordion menu and clicking the "Submit" button, users can preview the query result and download it in CSV format.

The screenshot shows the OICStat interface with the following elements:

- Country Selection:** A grid of checkboxes for various countries, including Chad, Comoros, Cote d'Ivoire, Djibouti, Egypt, Kuwait, Kyrgyzstan, Lebanon, Libya, Malaysia, Qatar, Saudi Arabia, Senegal, Sierra Leone, Somalia, Uzbekistan, and Yemen. All are checked.
- Categories & Indicators:** A blue bar indicating "1 Indicator is selected".
- Years:** A blue bar showing "2022, 2023, 2024, 2025, 2026".
- Format:** A blue bar with a dropdown menu.
- Buttons:** "Submit" and "Export to Excel" (highlighted with a red box).
- Data Table:** A table with the following columns: Country, Category, Indicator Name, Unit, Last Update Date, and years 2022 through 2025. The table lists data for Afghanistan, Albania, Algeria, Azerbaijan, Bahrain, Bangladesh, and Benin, all showing "Labour Force Participation Rate, Ages 15-24, Female" in "Percent".

Country	Category	Indicator Name	Unit	Last Update Date	2022	2023	2024	2025
<a href="#">Afghanistan</a>	YOUTH	Labour Force Participation Rate, Ages 15-24, Female	Percent	2025-12-09	6.05	6.01	5.99	5.92
<a href="#">Albania</a>	YOUTH	Labour Force Participation Rate, Ages 15-24, Female	Percent	2025-12-09	33.42	33.92	34.03	34.24
<a href="#">Algeria</a>	YOUTH	Labour Force Participation Rate, Ages 15-24, Female	Percent	2025-12-09	7.87	7.91	7.92	7.92
<a href="#">Azerbaijan</a>	YOUTH	Labour Force Participation Rate, Ages 15-24, Female	Percent	2025-12-09	42.96	42.88	42.90	43.09
<a href="#">Bahrain</a>	YOUTH	Labour Force Participation Rate, Ages 15-24, Female	Percent	2025-12-09	27.28	27.22	27.27	27.29
<a href="#">Bangladesh</a>	YOUTH	Labour Force Participation Rate, Ages 15-24, Female	Percent	2025-12-09	50.36	48.85	46.53	46.54
<a href="#">Benin</a>	YOUTH	Labour Force Participation Rate, Ages 15-24, Female	Percent	2025-12-09	52.77	52.96	53.16	53.26

### DATA SOURCES

To ensure data completeness and methodological comparability among the OIC Member Countries, the OICStat Database currently presents data on the OIC Member Countries extracted from the databases of national and international institutions.

The screenshot shows the "Data Source" page of the OICStat interface. It includes a navigation bar with links: Home, Query, Features, Indicators List, Data Source (highlighted with a red box), and Feedback. Below the navigation bar, there is a message: "Please select at least one option from each group (Countries, Categories & Indicators, and Years), set your 'Format' options, and click 'Submit'." Below this message are four blue bars with dropdown menus for "COUNTRIES", "CATEGORIES & INDICATORS", "YEARS", and "FORMAT".

## Data Dissemination and Visualisation Tools

### ● OIC-COUNTRIES IN FIGURES (OIC-CIF)



OIC-Countries In Figures (OIC-CIF) presents the most recent available facts and figures for the 57 OIC Member Countries. By selecting a country (via its flag or name), users can access a structured profile that provides quick reference information, including:

- **Background:** Key national identifiers (e.g., name, anthem, capital, language).
- **Geography and Climate:** Location, size, and climate overview.
- **Society and Demographics:** Key indicators such as HDI, population, and literacy.
- **Economy and Sectors:** Main economic indicators and sector highlights.
- **Countries in Figures:** Recent OICStat indicators with definitions and charts.
- **Logistics:** Practical information (e.g., time zone, phone code, electricity).
- **Special Links:** Links to relevant national institutions.

Afghanistan	Gabon	Maldives	Sudan
Albania	Gambia	Mali	Suriname
Algeria	Guinea	Mauritania	Syria
Azerbaijan	Guinea-Bissau	Morocco	Tajikistan
Bahrain	Guyana	Mozambique	Togo
Bangladesh	Indonesia	Niger	Tunisia
Benin	Iran	Nigeria	Türkiye
Brunei	Iraq	Oman	Turkmenistan
Burkina Faso	Jordan	Pakistan	Uganda
Cameroon	Kazakhstan	Palestine	United Arab Emirates
Chad	Kuwait	Qatar	Uzbekistan
Comoros	Kyrgyzstan	Saudi Arabia	Yemen
Cote d'Ivoire	Lebanon	Senegal	
Djibouti	Libya	Sierra Leone	
Egypt	Malaysia	Somalia	

<https://www.sesric.org/cif-home.php>



## Data Dissemination and Visualisation Tools

### ● EXPORTABLE COUNTRY PROFILES (XML-BASED SPREADSHEET)

Each country profile page can be downloaded as an XML-based spreadsheet file by clicking the “Export Report” button located at the bottom-right corner of the selected Member Country page.

### ● CUSTOMISABLE CONTENT

Users can customise the content of the exported profile by selecting the specific sections and/or indicators to be included. By default, all sections are pre-selected (marked with a “✓”), and will therefore be included in the exported XML-based spreadsheet file unless the user modifies the selection.



<https://www.sesric.org/cif-home.php>



## Data Dissemination and Visualisation Tools

### ● OIC RANKER



OIC Ranker enables users to rank OIC Member Countries by a selected indicator available in OICStat. After selecting an indicator and clicking “Display the Ranking Results”, the system retrieves and presents the ranking results.

<https://www.sesric.org/oic-ranker.php>



### ● OIC TOP BOTTOM FINDER



OIC Ranker enables users to rank OIC Member Countries by a selected indicator available in OICStat. After selecting an indicator and clicking “Display the Ranking Results”, the system retrieves and presents the ranking results.

<https://www.sesric.org/oic-tbf.php>



### ● SESRIC Motion Charts (SMC)

SESRIC Motion Charts (SMC) is an interactive and dynamic online tool that generates visualisations using indicators available in the OICStat Database.

The SMC tool enables users to explore how indicators evolve over time through time-series bubble charts, typically comparing two indicators simultaneously. Users may also choose to display charts using linear or logarithmic scale(s) to support analysis across different data ranges.

<https://www.sesric.org/smc.php>



## Research and Reports using OICStat

### ● STATISTICAL YEARBOOK ON OIC MEMBER COUNTRIES

This section provides a clear snapshot of the country's identity. It includes the official name, national anthem, capital city, official language(s), and other foundational facts that frame the country's political and cultural context. This information helps users quickly familiarize themselves with the country's core national attributes.

- **Mandated Source of Reliable OIC Statistics**

SESRIC, established as a subsidiary organ of the OIC, is mandated to compile, process, and disseminate up-to-date and reliable socio-economic statistics for OIC Member Countries.

- **A Continuously Enriched Statistical Reference**

First published in 1980, the Statistical Yearbook has evolved into a comprehensive resource, with its content regularly updated and strengthened through the OICStat Database.

- **Supporting Data-Driven Policy and Analysis**

By providing consistent and accessible statistical information, the Yearbook helps Member Countries enhance evidence-based decision making and monitor development progress across key areas.



<https://www.sesric.org/publications-syb.php>



## Research and Reports using OICStat

### ● SWOT OUTLOOK ON OIC MEMBER COUNTRIES

- **Strategic Insight for OIC Cooperation and Integration**

The SWOT Outlook supports OIC Member Countries in strengthening cooperation, integration, and collective competitiveness at regional and global levels.

- **Data-Driven SWOT Profiles of the OIC as a Group**

Using the Strengths, Weaknesses, Opportunities, and Threats framework, the publication presents statistical evidence and background information that highlight the OIC's key advantages, challenges, and emerging prospects.

- **Comparative Perspective to Guide Policy and Planning**

By benchmarking OIC averages against non-OIC developing, developed, and world averages, the Outlook serves as a valuable reference for strategic planning and policy making across the OIC.



<https://www.sesric.org/publications-swot.php>



## Research and Reports using OICStat

### ● TOWARDS THE ACHIEVEMENT OF PRIORITISED SDGS IN OIC MEMBER COUNTRIES

- **Flagship SDG Assessment Using OICStat Data**

Since 2019, SESRIC has annually published the flagship report Towards the Achievement of Prioritised SDGs in OIC Countries. The report evaluates whether OIC countries are on track to achieve the prioritised SDGs, 1–5, 8–9, and 13, using selected indicators from the OICStat Database.

- **Data-Driven Evaluation of All 17 SDGs**

To ensure a comprehensive perspective, the report also assesses progress on the remaining nine SDGs, highlighting achievements, emerging gaps, and areas requiring urgent policy attention.

- **Insights to Guide Collective Action**

The findings serve both as a call to action and a source of guidance for OIC countries, enabling more effective progress toward a prosperous, equitable, and sustainable future for all.



<https://www.sesric.org/publications-sdgs.php>



## Research and Reports using OICStat

### ● IMPLEMENTATION STATUS OF THE OIC-2025 PROGRAMME OF ACTION (POA)

- **Monitoring the Implementation of the OIC-2025 PoA**

SESRIC, together with the OIC General Secretariat, assesses the progress of the OIC-2025 Programme of Action (POA) using indicators derived from the latest responses to the Questionnaire for the Final Report on its implementation, as well as data extracted from the OICStat Database.

- **Tracking Collective Advancement of Member Countries**

The reports analyse whether OIC Member Countries are on track to achieve the strategic goals across priority areas such as poverty alleviation, food security, trade, employment, education, health, and information and communication technology.

- **Supporting Evidence-Based Policy and Strategic Planning**

By synthesising trends and performance patterns, these reports help Member Countries and OIC institutions identify successful practices, gaps, and priority areas for action in shaping the next generation of OIC development frameworks.



#### IMPLEMENTATION STATUS OF THE OIC-2025 PROGRAMME OF ACTION BY MEMBER COUNTRIES 2024

A Progress Report by SESRIC





## Research and Reports using OICStat

### ● SESRIC OIC STATISTICAL OUTLOOK SERIES

- **Thematic, Data-Backed Publication**

The OIC Statistical Outlook is a thematic publication series, with each issue dedicated to a specific theme selected from the OICStat Database. Each issue translates OICStat data into a structured narrative that supports understanding of the theme's relevance, recent dynamics, and key development implications across OIC Member Countries.

- **Coverage and Brief Analysis**

Each issue presents data for all OIC Member Countries, and, where applicable, includes OIC and world aggregates to provide context and benchmarking. The publication provides concise analytical commentary supported by tables and figures highlighting recent patterns, cross-country comparisons, and progress over time in the featured theme.




<https://www.sesric.org/publications-oso.php>



## Research and Reports using OICStat

### ● DID YOU KNOW?

- The Did You Know? (DYK) module presents striking facts about OIC Member Countries in a short, simple, and user-friendly one-page snapshot format, designed for both technical and non-technical audiences.
- Each snapshot focuses on a specific socio-economic theme/indicator and presents information graphically at country level, typically alongside OIC and other group averages to support quick comparison and interpretation.
- The collection is accessible online (via clickable visual slides) and is regularly updated and enriched with new topics and indicators.



<https://www.oicstatcom.org/didyouknow.php>







For more information and access to OICStat data and publications, please visit:

Web: <https://oicstat.sesric.org>

E-mail: [oicankara@sesric.org](mailto:oicankara@sesric.org)  
[statistics@sesric.org](mailto:statistics@sesric.org)

Follow us on social media:

 sesric  sesric1978  sesric1978

