

# **The Initial Assessment of The Sustainable Development Goals (SDG) Indicators for Malaysia (SDG Matrix) 2016-2018**

**Mohamad Shukor Bin Mat Lazim**  
**Department of Statistics, Malaysia**  
**26-28 November 2018**  
**Baku, Republic of Azerbaijan**



# DATA ASSESSMENT

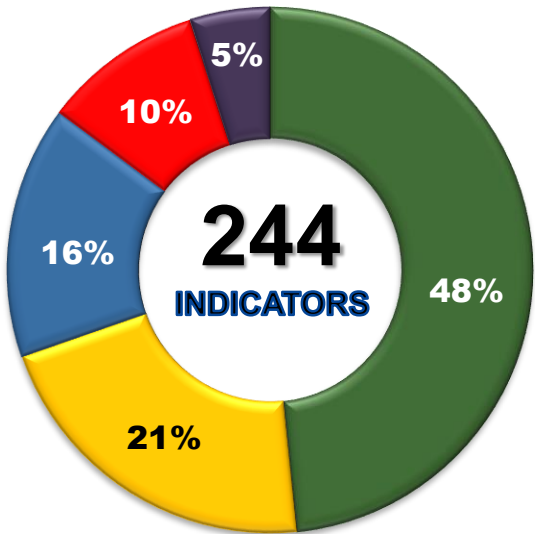
## SUSTAINABLE DEVELOPMENT GOALS

**17** **169** **244**  
GOALS TARGETS INDICATORS

**Not Available**  
24 Indicators

**Not Relevant**  
12 Indicators

**Partially Available, Need Further Development**  
38 Indicators



**Available**  
118  
Indicators

**Partially Available**  
52 Indicators

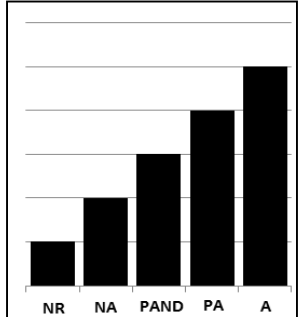
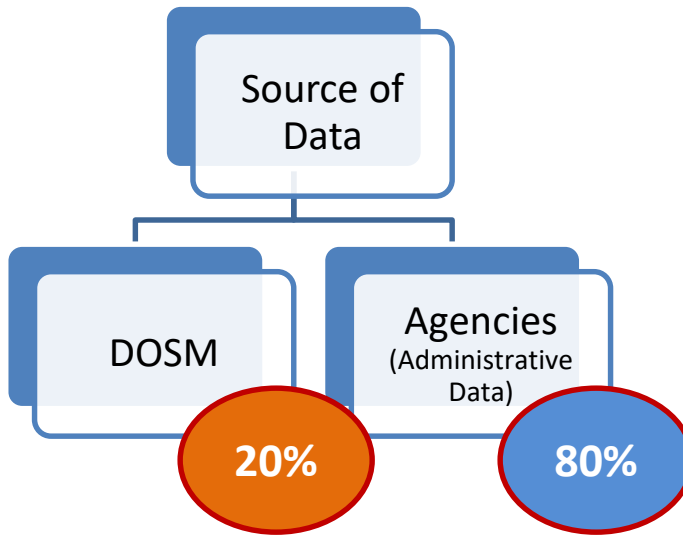
**Note: Assessment as at 20 Oct 2018**

In addition, this assessment also compiling a list of 132 proposed proxies or supplementary indicators that were suggested by ministries/agencies or resulted from the 11<sup>th</sup> Malaysia Plan's mapping activities:

Goal	Indicator
1	11
2	9
3	10
4	38
5	0
6	8
7	3
8	8
9	20
10	0
11	11
12	4
13	0
14	4
15	3
16	1
17	2

Apart from the 244 indicators, this assesment also takes action on compiling the based statistics in terms of socioeconomic and demographic trends for further development of small area statistics (SAS) that inline with the SDG implementation.

# DATA ASSESSMENT



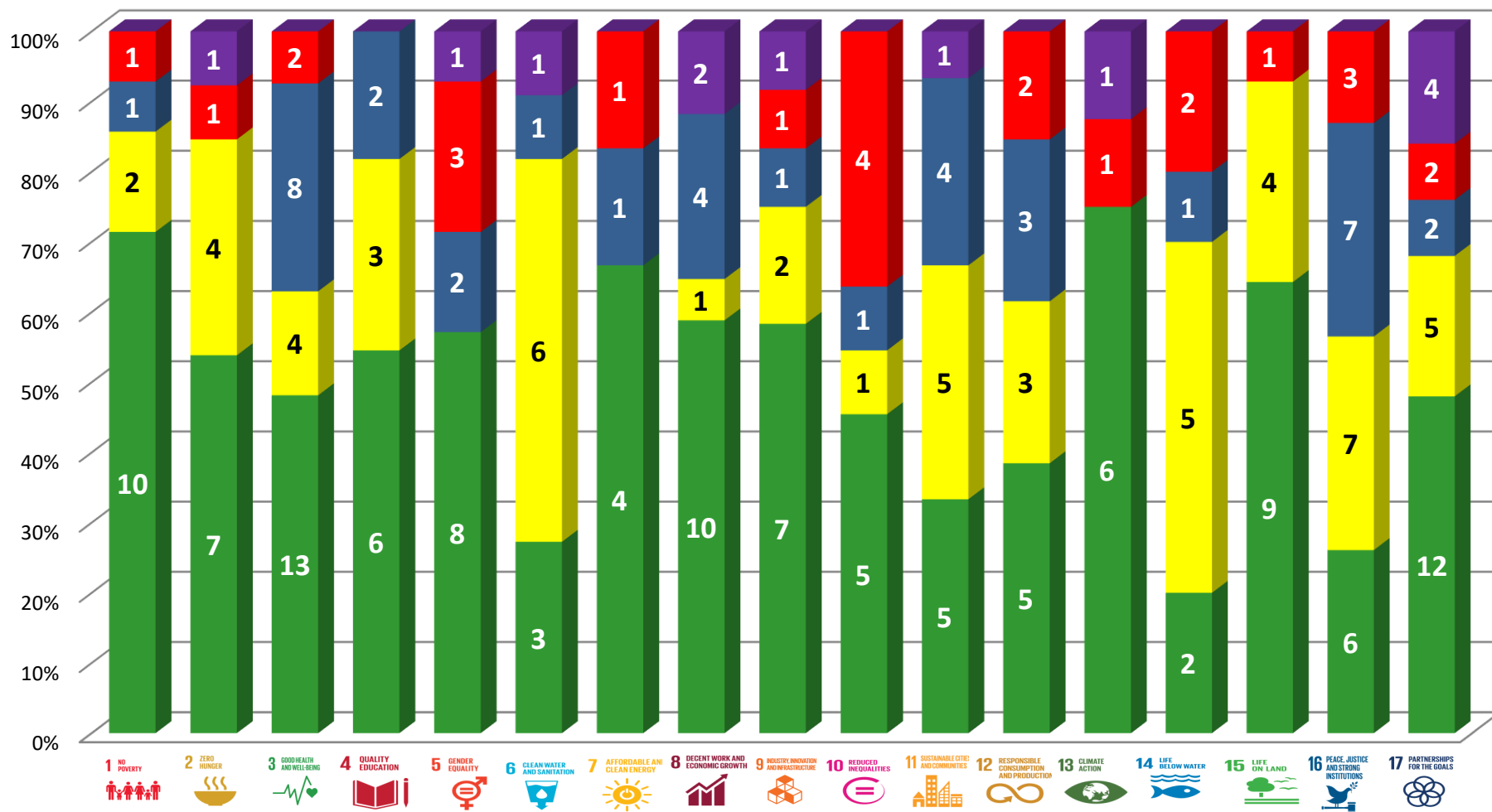
Note: The label is based on the height of series

A - Available  
PA - Partially Available  
PAND - Partially Available, need Further Development  
NA - Not Available  
NR - Not Relevant

# THE ASSESSMENT OF SDG INDICATORS (BY GOALS)

## THE AVAILABILITY OF DATA

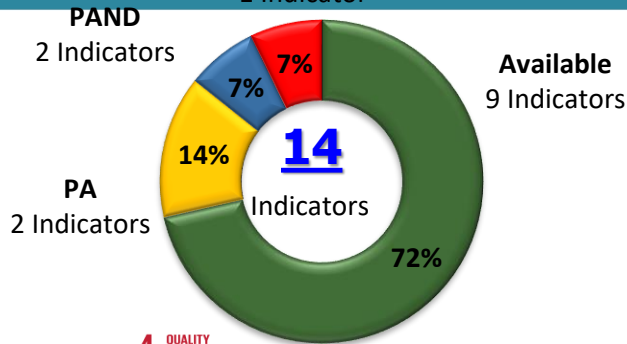
■ Available 
 ■ Partially available 
 ■ Partially available, need further development 
 ■ Not Available 
 ■ Not Relevant





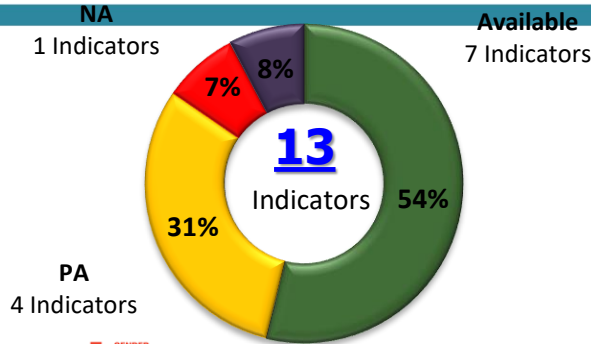
## NO POVERTY NA

1 Indicator



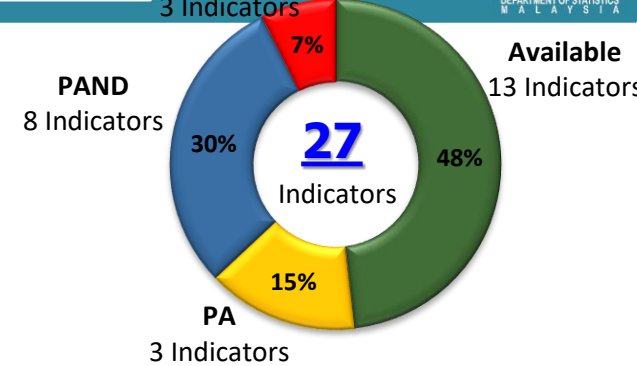
## ZERO HUNGER NR

1 Indicator

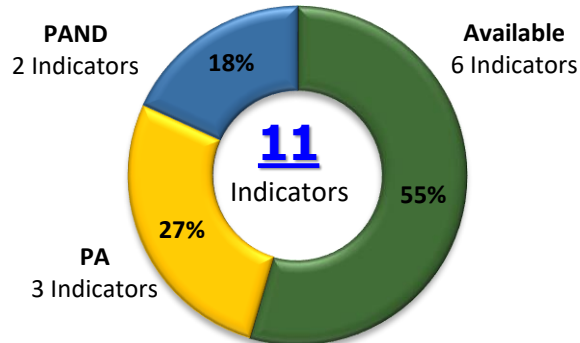


## GOOD HEALTH & WELL-BEING NA

3 Indicators

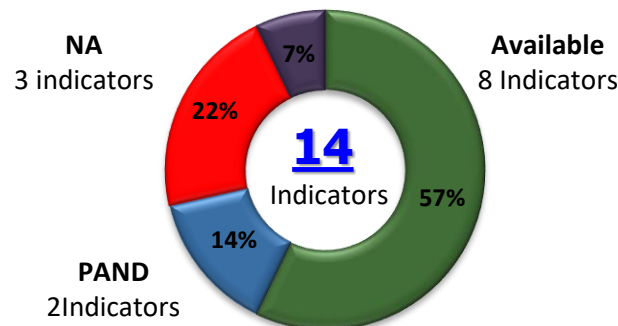


## EDUCATION

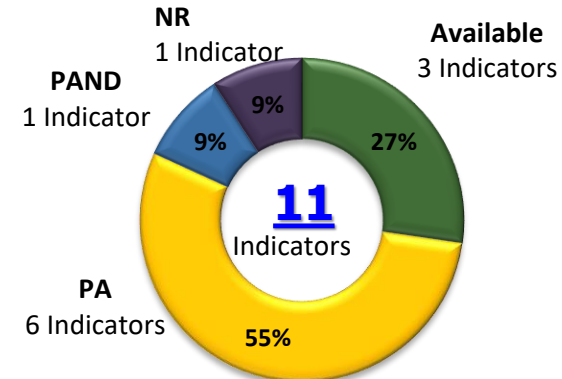


## GENDER EQUALITY

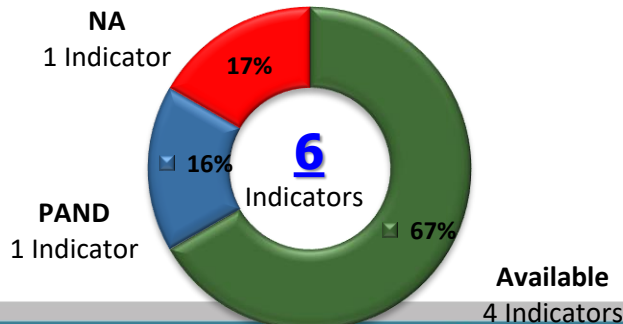
NR  
1 Indicator



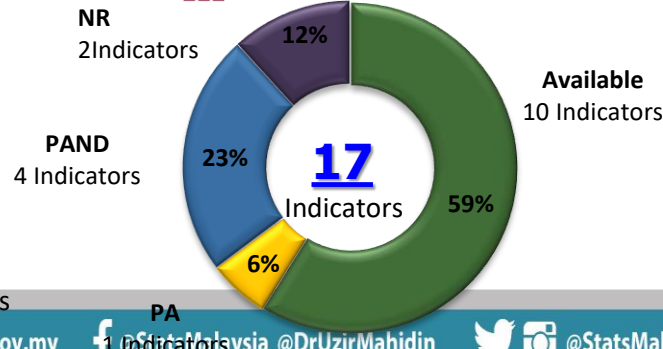
## WATER



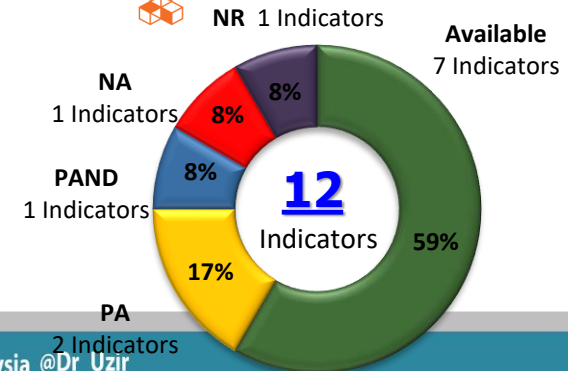
## ENERGY



## ECONOMY GROWTH



## INFRASTRUCTURE

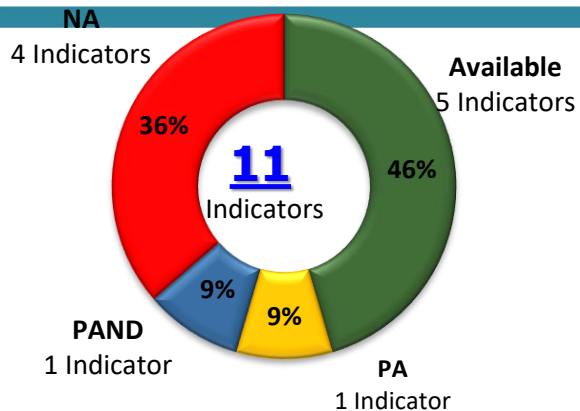




10 REDUCED INEQUALITIES



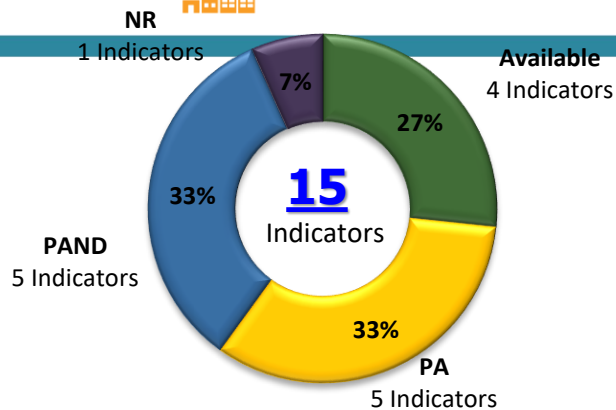
## REDUCED INEQUALITY



11 SUSTAINABLE CITIES AND COMMUNITIES



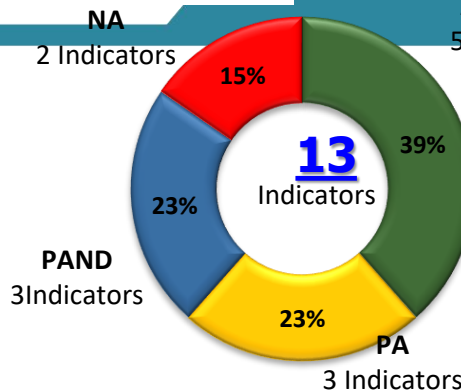
## SUSTAINABLE CITIES



12 RESPONSIBLE CONSUMPTION AND PRODUCTION



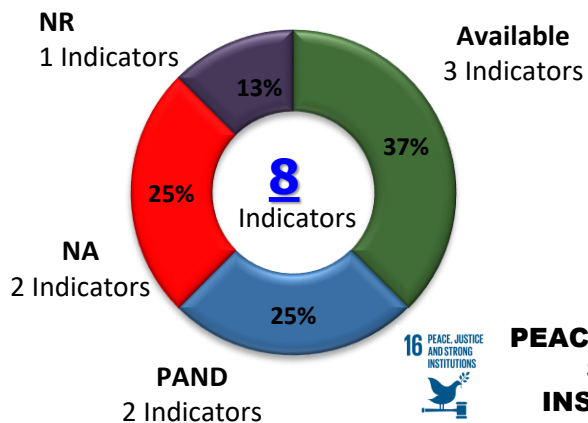
## CONSUMPTION &amp; PRODUCTION

Available  
DEPARTMENT OF STATISTICS  
MALAYSIA

13 CLIMATE ACTION



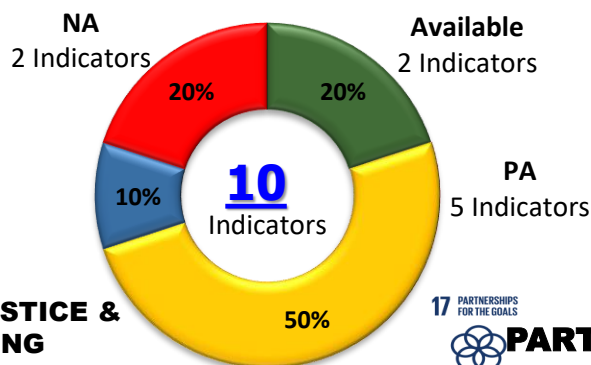
## CLIMATE CHANGE



14 LIFE BELOW WATER



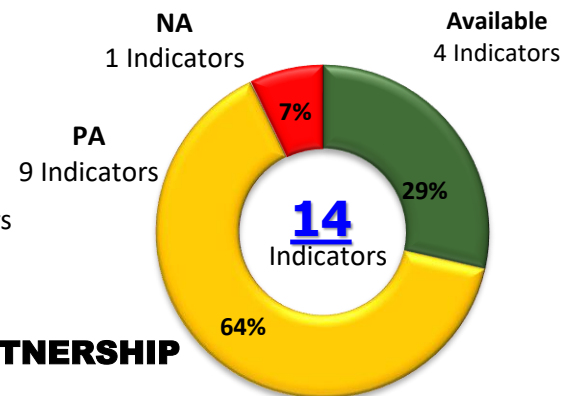
## LIFE BELOW WATER



15 LIFE ON LAND



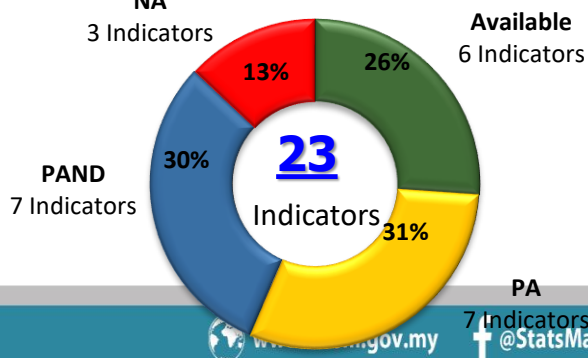
## LIFE ON LAND



16 PEACE, JUSTICE AND STRONG INSTITUTIONS



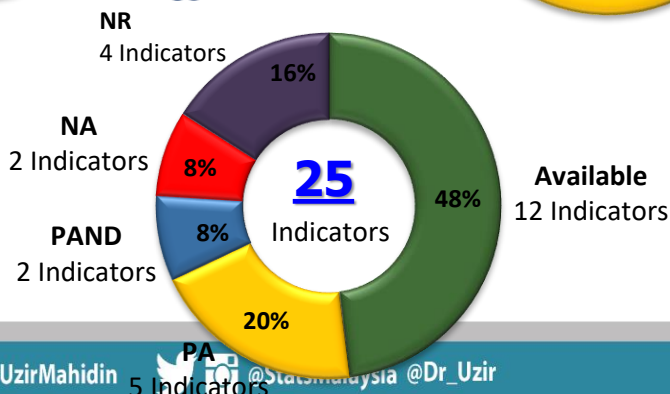
## PEACE, JUSTICE &amp; STRONG INSTITUTIONS



17 PARTNERSHIPS FOR THE GOALS



## PARTNERSHIP



www.stats.gov.my

7 Indicators

@StatsMalaysia @DrUzirMahidin

5 Indicators

@StatsMalaysia @Dr\_Uzir

# DATA ASSESSMENT

## 5 Focus Area:



Goal 1,2,3,4,5



Goal 6,12,13,14,15



Goal 7,8,9,10,11

## SUSTAINABLE DEVELOPMENT GOALS

**17** **169** **244**

GOALS TARGETS INDICATORS



## 3 Dimensions:



**58%**

Indicators

**143**

Indicators



**22%**

Indicators

**52**

Indicators



**20%**

Indicators

**49**

Indicators



**Note: Assessment as at 20 Oct 2018**

The report presents the results of the initial assessment and classify with its availability, disaggregation level, frequency of data and source of data of the SDG indicators to be used by public.



[www.dosm.gov.my](http://www.dosm.gov.my)



@StatsMalaysia @DrUzirMahidin




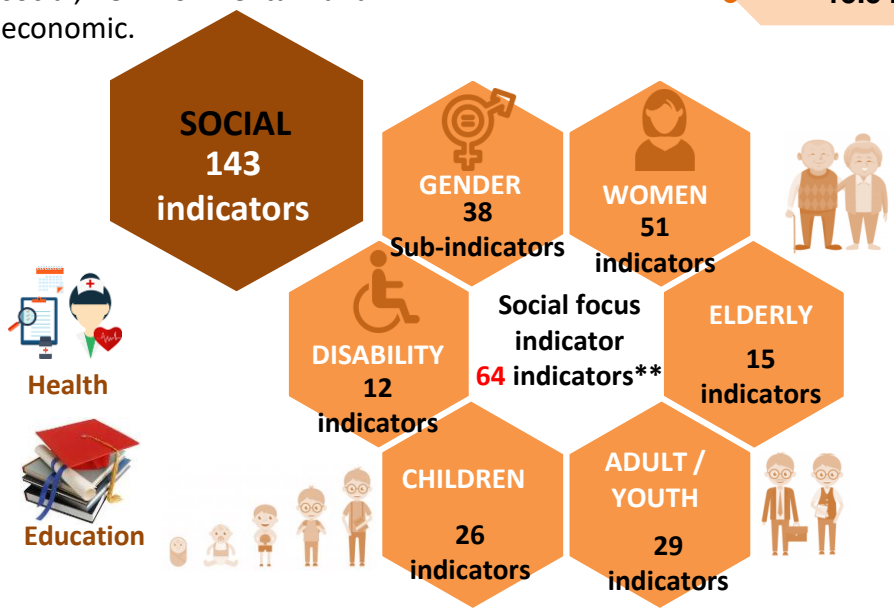

@StatsMalaysia @Dr\_Uzir

# DATA ASSESSMENT

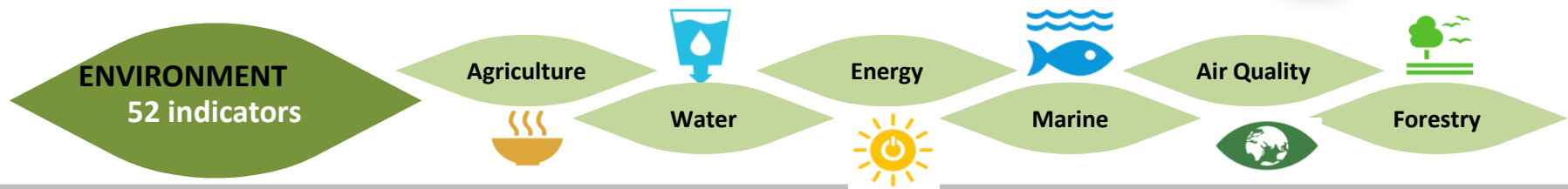


## 3 Dimensions

SDG integrates and balances the three dimensions of sustainable development; social, environmental and economic.




\*\* 64 individual indicators are focus on Gender, Women, Elderly, Adult/Youth, Children and Disability



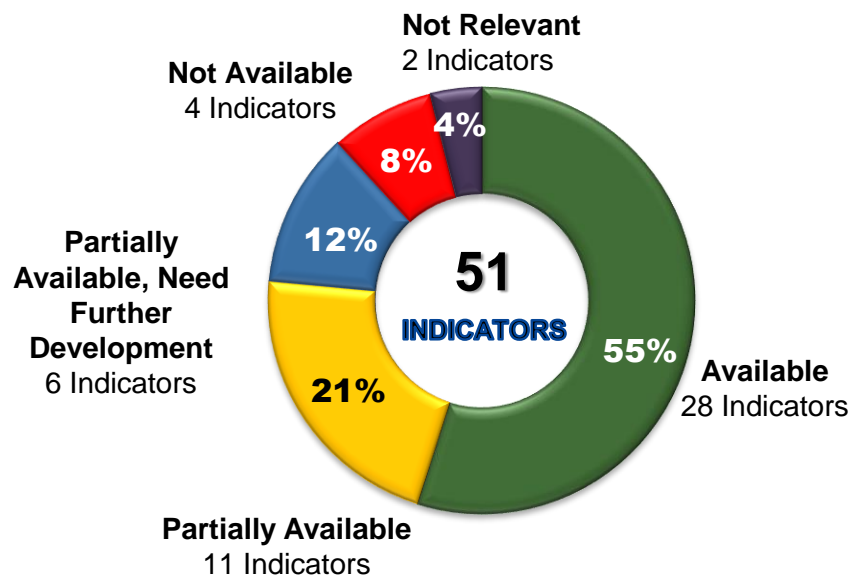


## SDGs INDICATORS: WOMEN PERSPECTIVE

**8**  
GOALS



**51**  
INDICATORS

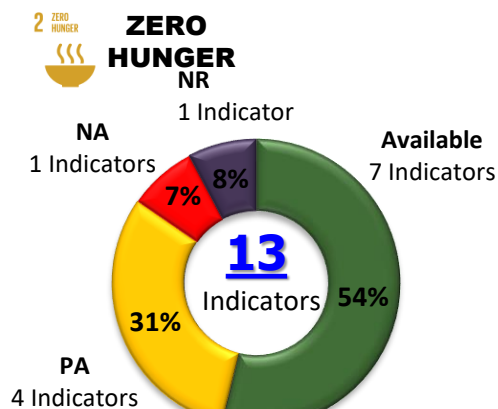
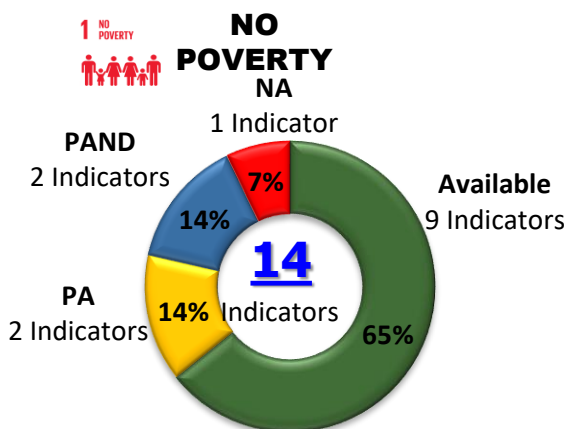


Note: Assessment as at 20 Oct 2018



# DATA ASSESSMENT

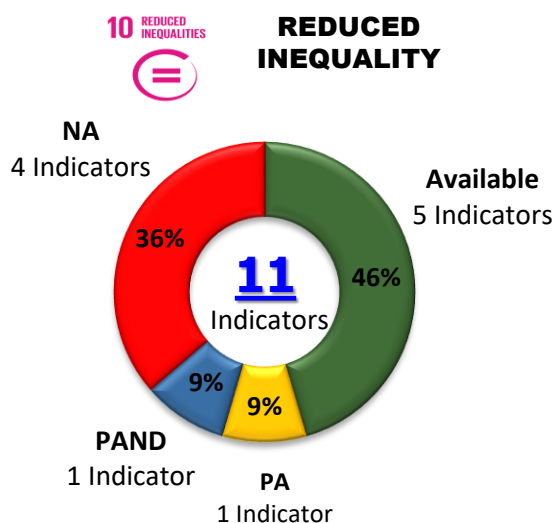
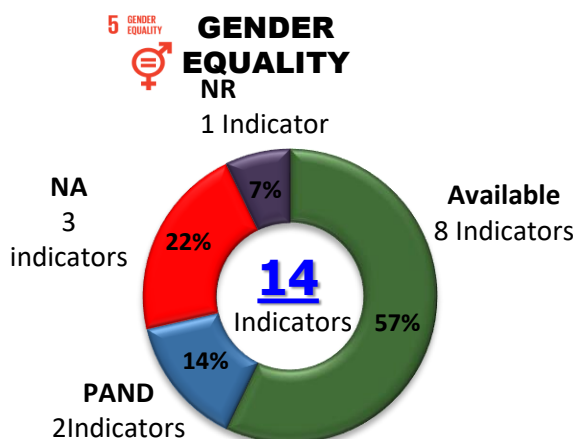
## CLUSTER 1: INCLUSIVITY



### Highlighted Issues:

- 1) Social Protection Floor
- 2) Small Scale Food Producer
- 3) Disaster Management Plan

**Strategic Thrust 1 :** Enhance inclusiveness towards an equitable society to ensure all Malaysians benefit from economic growth regardless of gender, ethnicity, socio-economic status, or geographic location;



### Cluster 1: Inclusivity

(Goal 1, Goal 2, Goal 5 & Goal 10)

Lead: BPHPP



# DATA ASSESSMENT

## CLUSTER 2: WELL BEING



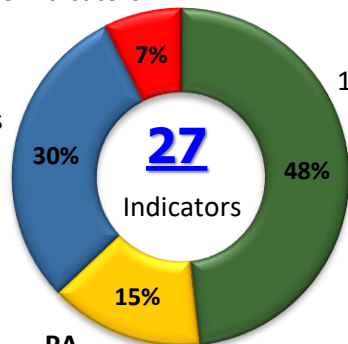
### GOOD HEALTH & WELL-BEING

NA

3 Indicators

PAND

8 Indicators



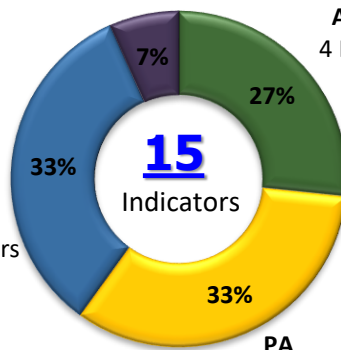
### SUSTAINABLE CITIES

NR

1 Indicators

Available  
4 Indicators

PAND  
5 Indicators

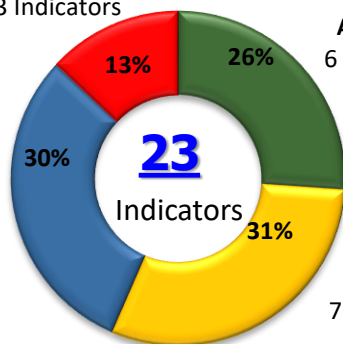


### PEACE, JUSTICE & STRONG INSTITUTIONS

NA

3 Indicators

PAND  
7 Indicators



Highlighted Issues:

- 1) Urbanization
- 2) Crime Statistics

**Strategic Thrust 2:** Improve the well-being for all to promote a socially advanced Malaysia with healthy individuals and happy households, living in cohesive and united communities;

**Cluster 2: Well-being**  
(Goal 3, Goal 11 & Goal 16)  
Lead: BPPD



Available



Partially available  
(PA)



Partially available need  
further development  
(PAND)



Not available  
(NA)



Not relevant  
(NR)



www.dosm.gov.my

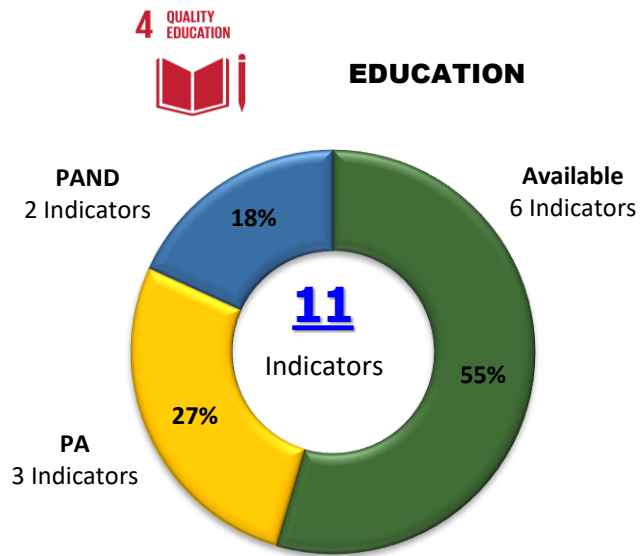


@StatsMalaysia @DrUzirMahidin



@StatsMalaysia @Dr\_Uzir

## CLUSTER 3: HUMAN CAPITAL



### Highlighted Issues:

- 1) Pelan Pendidikan
- 2) NER
- 3) Literacy & Numeracy
- 4) Drop out
- 5) 43 UNESCO indicators

**Strategic Thrust 3:** Accelerate human capital development for an advanced nation to improve labour productivity, deliver a higher-skilled workforce, and create a virtuous cycle of job creation, growth and social development

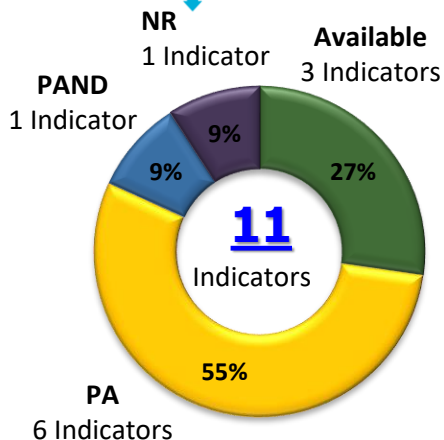
Cluster 3: Human Capital  
(Goal 4)  
Lead: BPTMS



# DATA ASSESSMENT

6 CLEAN WATER AND SANITATION

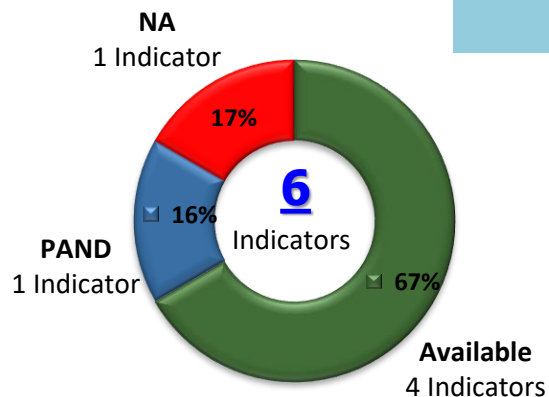
## WATER



7 AFFORDABLE AND CLEAN ENERGY



## ENERGY



## CLUSTER 4:

## ENVIRONMENT & NATURAL RESOURCES

(Goal 6, Goal 7, Goal 12, Goal 13, Goal 14 & Goal 15)

Lead: BPPAS

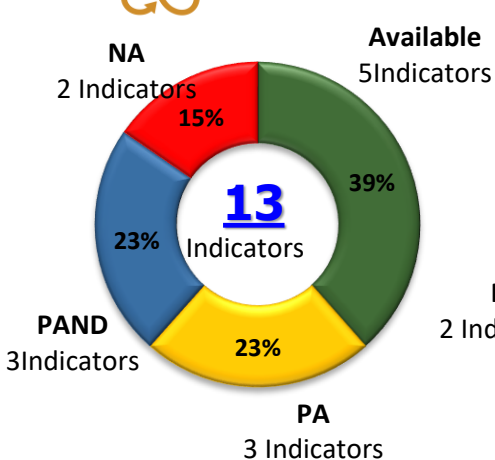
### Highlighted Issues:

- 1) SCP Blueprint

**Strategic Thrust 4:** Pursue green growth for sustainability and resilience to ensure "green growth" will be a way of life and lead to strengthened food, water, and energy security; lower environmental risks; and ultimately, better well-being and quality of life;

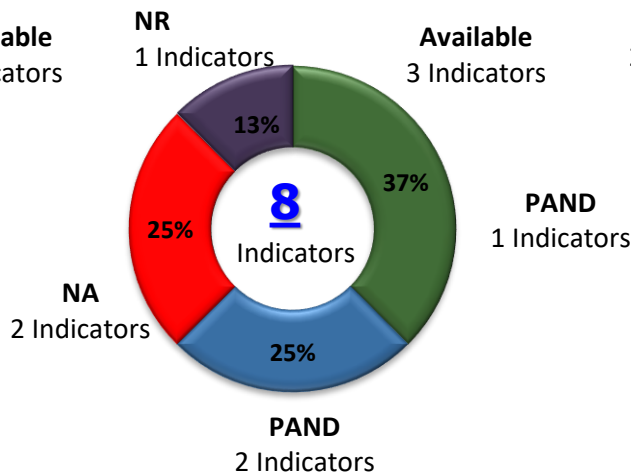
12 RESPONSIBLE CONSUMPTION AND PRODUCTION

## CONSUMPTION & PRODUCTION



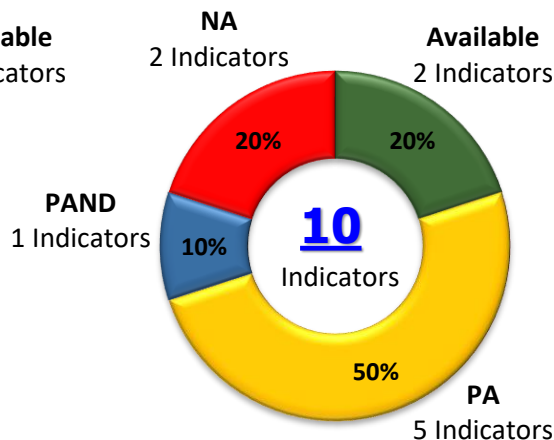
13 CLIMATE ACTION

## CLIMATE CHANGE



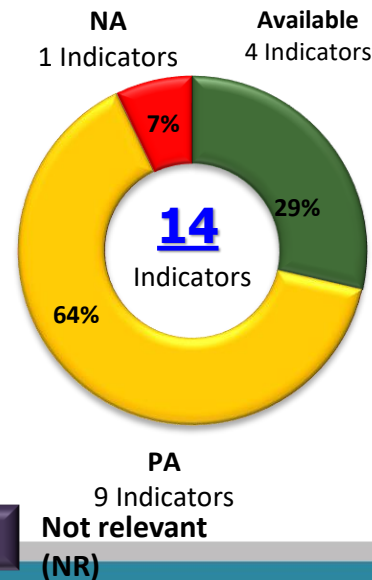
14 LIFE BELOW WATER

## LIFE BELOW WATER



15 LIFE ON LAND

## LIFE ON LAND



Available



Partially available (PA)



Partially available need further development (PAND)



Not available (NA)



Not relevant (NR)



www.dosm.gov.my



@StatsMalaysia @DrUzirMahidin



@StatsMalaysia @Dr\_Uzir



# DATA ASSESSMENT

## CLUSTER 5: ECONOMIC GROWTH

8 DECENT WORK AND  
ECONOMIC GROWTH

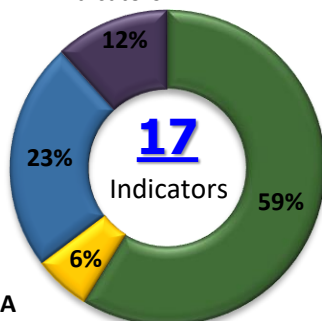


### ECONOMY GROWTH

NR

2 Indicators

PAND  
4 Indicators



Available  
10 Indicators

PA

1 Indicators

17 PARTNERSHIPS  
FOR THE GOALS



### PARTNERSHIP

NR

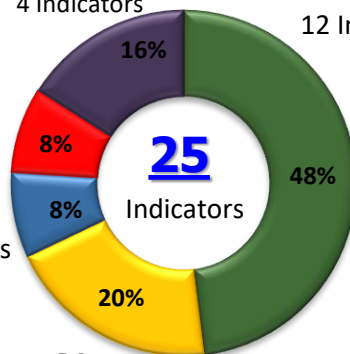
4 Indicators

Available

12 Indicators

NA  
2 Indicators

PAND  
2 Indicators



PA  
5 Indicators

9 INDUSTRY, INNOVATION  
AND INFRASTRUCTURE



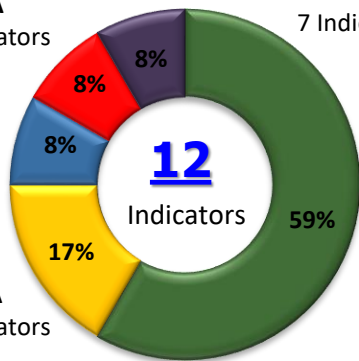
### INFRASTRUCTURE

NR

1 Indicators

Available  
7 Indicators

PAND  
1 Indicators



PA  
2 Indicators

## Highlighted Issues:

**Strategic Thrust 5:** Strengthen infrastructure to support economic expansion to ensure all Malaysians will have access to basic amenities and be connected through integrated transport and high-speed Internet;

**Strategic Thrust 6:** Re-engineer growth for greater prosperity to ensure quality growth and international competitiveness. All economic sectors will migrate towards more knowledge-intensive and high value-added activities with greater productivity

**Cluster 5: Economic Growth**  
(Goal 8, Goal 9, & Goal 17)

Lead: BPPIB



Available



Partially available  
(PA)



Partially available need  
further development  
(PAND)



Not available  
(NA)



Not relevant  
(NR)



www.dosm.gov.my



@StatsMalaysia @DrUzirMahidin



@StatsMalaysia @Dr\_Uzir

# DATA ASSESSMENT

## Data Disaggregation (Available Indicators)

GOAL	Available Indicators	National	State	District
Goal 1	9	9	6	4
Goal 2	7	7	6	-
Goal 3	13	13	12	1
Goal 4	6	6	6	4
Goal 5	8	8	5	-
Goal 6	3	3	2	-
Goal 7	4	4	2	-
Goal 8	10	10	9	-
Goal 9	7	7	5	-
Goal 10	5	5	3	-
Goal 11	4	4	4	1
Goal 12	5	5	1	-
Goal 13	3	3	1	-
Goal 14	2	2	2	-
Goal 15	4	4	3	-
Goal 16	6	6	5	-
Goal 17	12	12	5	-
	<b>108</b>	<b>108</b>	<b>77</b>	<b>10</b>
		<b>100%</b>	<b>71%</b>	<b>9%</b>

## Metadata for which data are available (as of June 2018)

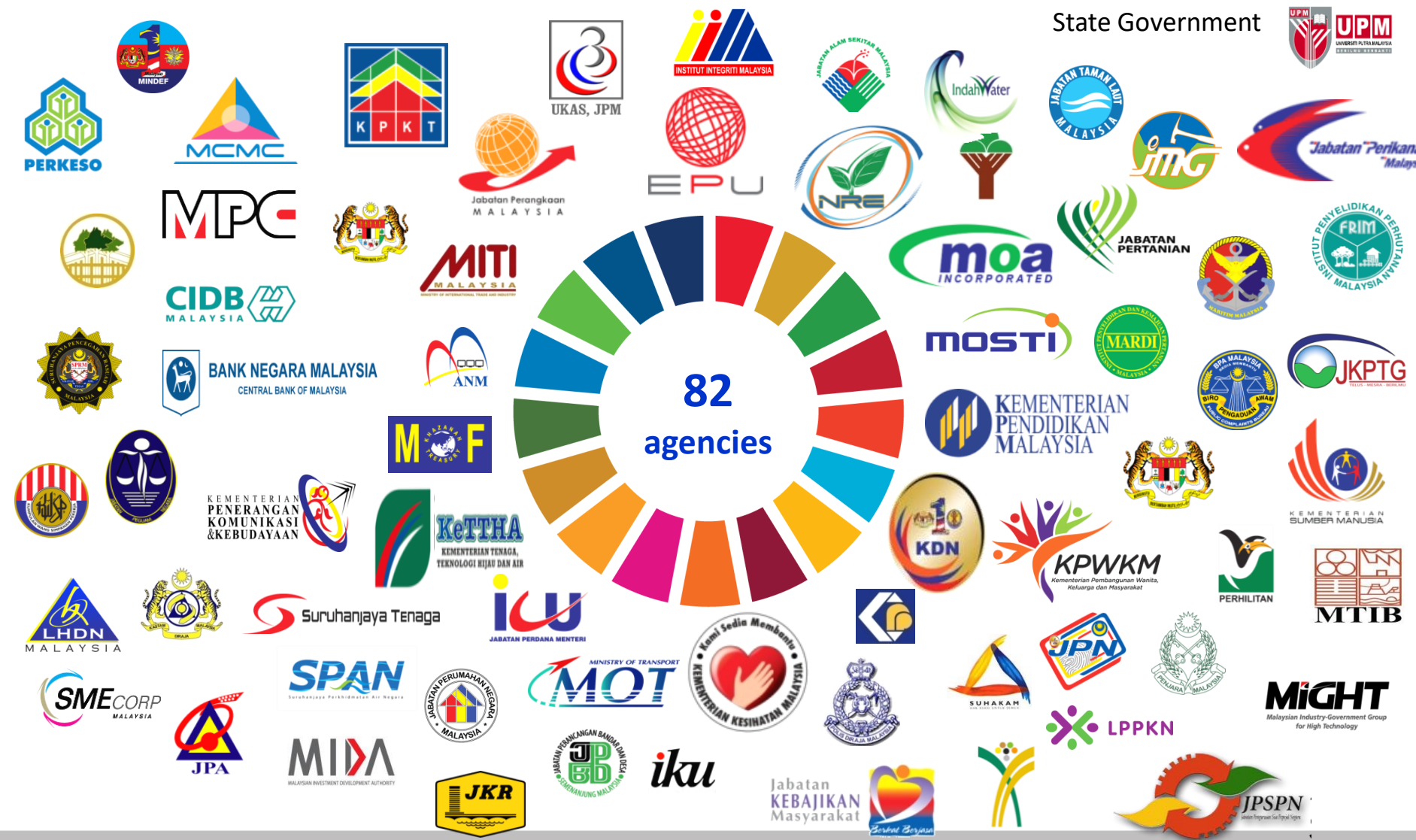
	Goal 1	Goal 2	Goal 3	Goal 4	Goal 5	Goal 6	Goal 7	Goal 8	Goal 9	Goal 10	Goal 11	Goal 12	Goal 13	Goal 14	Goal 15	Goal 16	Goal 17	Total
1	1.1.1	2.a.1	3.a.1	4.a.1	5.b.1	6.a.1	7.1.1	8.a.1	9.a.1	10.a.1	11.b.1	12.2.1	13.1.1	14.4.1	15.a.1	16.a.1	17.2.1	
2	1.1.1	2.a.2	3.b.2	4.b.1	5.2.1	6.b.1	7.1.2	8.1.1	9.b.1	10.b.1	11.1.1	12.2.2	13.1.2	14.5.1	15.b.1	16.1.1	17.3.2	
3	1.2.1	2.b.1	3.c.1	4.c.1	5.3.1	6.1.1	7.2.1	8.2.1	9.c.1	10.c.1	11.5.1	12.4.1			15.1.1	16.2.1	17.4.1	
4	1.3.1a	2.1.1	3.d.1	4.1.1	5.3.2	6.2.1	7.3.1	8.3.1	9.1.2	10.1.1	11.5.2				15.1.2	16.2.3	17.6.2	
5	1.3.1b	2.1.2	3.1.1	4.2.1	5.4.1	6.4.1		8.4.1	9.2.1	10.4.1	11.6.1				15.2.1	16.3.2	17.8.1	
6	1.5.1	2.2.1	3.1.2	4.2.2	5.5.1	6.4.2		8.4.2	9.2.2	10.6.1	11.6.2				15.4.1	16.5.2	17.9.1	
7	1.5.2	2.2.2	3.2.1	4.3.1	5.5.2	6.5.1		8.5.1	9.4.1						15.4.2	16.8.1	17.10.1	
8	1.5.3	2.2.2	3.2.2	4.4.1	5.6.1			8.5.2	9.5.1						15.5.1	16.9.1	17.11.1	
9		2.5.1	3.3.1	4.5.1				8.6.1	9.5.2						15.6.1	16.10.1	17.12.1	
10		2.5.2	3.3.2	4.6.1				8.7.1								16.10.2	17.15.1	
11			3.3.5					8.8.1									17.16.1	
12			3.4.1					8.10.1									17.18.2	
13			3.4.2					8.10.2									17.18.3	
14			3.5.2														17.19.1	
15			3.6.1														17.19.2 (a)	
16			3.7.1														17.19.2 (b)	
17			3.7.2															
18			3.9.1															
19			3.9.2															
20			3.9.3															
	8	10	20	10	8	7	4	13	9	6	6	3	2	2	9	10	16	143
	14	13	27	11	14	11	6	17	12	11	15	13	8	10	14	23	25	244

# DATA ASSESSMENT

## Metadata for which data are yet to become available (as of June 2018)

	Goal 1	Goal 2	Goal 3	Goal 4	Goal 5	Goal 6	Goal 7	Goal 8	Goal 9	Goal 10	Goal 11	Goal 12	Goal 13	Goal 14	Goal 15	Goal 16	Goal 17	Total
1	1.5.4	2.c.1	3.8.2	4.7.1	5.2.3	6.3.1		8.8.2			11.2.1		13.1.3		15.7.1	16.1.3	17.3.1	
2					5.a.1	6.5.2					11.3.1				15.8.1	16.1.4		
3											11.7.1				15.c.1	16.2.2		
4											11.b.1					16.3.1		
5																16.5.1		
6																16.6.1		
	1	1	1	1	2	2	0	1	0	0	4	0	1	0	3	6	1	24

## SDGs Data Providers will be:





No	Agency	Items Discussed	Way forward
1.	National Water Services Commission (SPAN)	<ul style="list-style-type: none"> <li>• SPAN informed that data collected by SPAN includes only treated water and covers urban areas in Peninsular Malaysia</li> <li>• 3 indicators</li> </ul>	SPAN will supply the information contained in SPAN to DOSM.
2.	Ministry Of Health (MOH)	<ul style="list-style-type: none"> <li>• MOH conducts the National Health and Morbidity Survey (NHMS) to obtain health information such as undernourishment, illness and so on.</li> <li>• 19 indicators</li> </ul>	MOH will supply available health indicators to DOSM.
3.	Ministry of Natural Resources & Environment (NRE)	<ul style="list-style-type: none"> <li>• NRE submits an application for capacity building for the development of SDG indicators.</li> <li>• 26 indicators</li> </ul>	Engagement session with NRE and other agencies will be held for the preparation of the National Plan SEEA input.

No	Agency	Items Discussed	Way forward
4.	Universiti Putra Malaysia (UPM)	<ul style="list-style-type: none"> <li>•UPM has worked with MPC to develop productivity footprint</li> <li>•4 indicators</li> </ul>	UPM will invite DOSM to hold discussions with MPC
5.	Ministry of Agriculture & Agro-Based Industry (MOA)	<ul style="list-style-type: none"> <li>• MOA has informed that agriculture and animal related data can be supplied but palm oil data is obtained from the Ministry of Plantation Industries &amp; Commodity (KPPK)</li> <li>•14 indicators</li> </ul>	MOA agrees to supply farmer data to DOSM
6.	Department of Fisheries (DOF)	<ul style="list-style-type: none"> <li>•The SDG focal point for the DOF is the Planning and Development Division</li> <li>•4 indicators</li> </ul>	DOF agrees to supply fisheries data to DOSM

# ENGAGEMENT SESSION

No	Agency	Items Discussed	Way forward
7.	Ministry of Women, Family & Community Development (KPWKM)	<ul style="list-style-type: none"> <li>•KPWKM informs that the indicator of violence against women can be obtained from PDRM.</li> <li>•16 indicators</li> </ul>	KPWKM agrees to supply data to DOSM
8.	Economic Planning Unit (EPU)	<ul style="list-style-type: none"> <li>•DOSM has presented an initial assessment of SDG indicator</li> <li>•27 indicators</li> </ul>	DOSM will conduct an engagement session to the agency for feedback on SDG indicators
9.	Ministry of Natural Resources & Environment (NRE)	<ul style="list-style-type: none"> <li>•Discuss the indicator 6.5.2 (Transboundary water cooperation)</li> </ul>	Department of Irrigation & Drainage (DID) can supply transboundary basin data
10.	Ministry of Finance (MOF)	<ul style="list-style-type: none"> <li>• MOF can supply a list of agencies that channel aid allowances</li> <li>•8 indicators</li> </ul>	MOF will hold further discussions with DOSM
11.	Implementation Coordination Unit (ICU)	<ul style="list-style-type: none"> <li>•ICU informed them that they had e-kasih information such as household profiles and the type of assistance they received</li> <li>•3 indicators</li> </ul>	ICU will provide e-kasih data to DOSM

# ENGAGEMENT SESSION

No	Agency	Items Discussed	Way forward
12.	Ministry of Science, Technology and Innovation (MOSTI)	<ul style="list-style-type: none"> <li>•The R &amp; D undertaken by MOSTI covers business enterprises, institutions of higher learning and Government research institute.</li> <li>•3 indicators</li> </ul>	MOSTI will submit data and metadata to DOSM
13.	Ministry of Energy, Green Technology and Water (KETTHA)	<ul style="list-style-type: none"> <li>•KETTHA informs KETTHA-related indicators can be obtained from the Energy Commission's published report.</li> <li>•10 indicators</li> </ul>	For access to electricity for Sabah and Sarawak, DOSM must submit applications to their respective state governments
14.	Ministry of Urban Wellbeing, Housing & Local Government (KPKT)	<ul style="list-style-type: none"> <li>•KPKT informed the management of the PBT covering the operating area and control area. The area of operation refers to garbage collection while the control area refers to an area of interest and under the supervision of the State Secretary.</li> <li>•14 indicators</li> </ul>	<ul style="list-style-type: none"> <li>• KPKT will invite DOSM to conduct an engagement session with the state government when the KPKT to the state to hold an inspectorate to the PBT</li> </ul>




# ENGAGEMENT SESSION

No	Agency	Items Discussed	Way forward
15.	Royal Malaysian Police (RMP)	<ul style="list-style-type: none"> <li>Discussed indicators related to crime statistics</li> </ul>	RMP will hold further discussions with DOSM in terms of the definition used at national level
16.	National Anti-drugs Agency (AADK)	<ul style="list-style-type: none"> <li>Discusses indicators related to drugs statistics</li> </ul>	DOSM will conduct an engagement session to the agency for feedback on SDG indicators
17.	Malaysian Anti-Corruption Commission (MACC)	<ul style="list-style-type: none"> <li>Discuss the indicators related to crime statistics</li> </ul>	MACC will provide data to DOSM





# Welcoming 62<sup>nd</sup> ISI WORLD STATISTICS CONGRESS 2019



18 - 23 OGOS 2019 | KUALA LUMPUR

## ***THANK YOU & TERIMA KASIH***

“Statistics are the barometer that  
reflects the pulse of the country”

Dato’ Sri Dr. Mohd Uzir Bin Mahidin,  
The Star, 14<sup>th</sup> July 2016

### **JABATAN PERANGKAAN MALAYSIA**

Blok C6, Kompleks C,  
Pusat Pentadbiran Kerajaan Persekutuan,  
62514 Putrajaya  
Tel : 03-8885 7000  
Faks : 03-8888 9248  
E-mel : jpbkpp@stats.gov.my

