



PRIME MINISTER'S DEPARTMENT
DEPARTMENT OF STATISTICS MALAYSIA

EXPERIENCE SHARING

SDG GOAL 9 INDUSTRY, INNOVATION & INFRASTRUCTURE

18 MARCH 2021



Make Sure You're
COUNTED



20 OCT



2016 - 2030



@StatsMalaysia
@MyCensus2020



www.dosm.gov.my



www.mycensus.gov.my



01

OVERVIEW: SDG GOAL 9



02

INDICATORS - GOAL 9



03

INDICATORS IN DEVELOPMENT



04

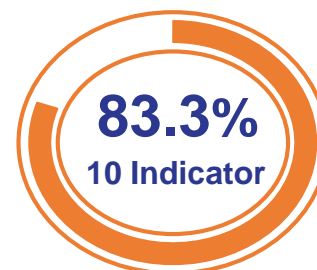
EXPERIENCE SHARING



OVERVIEW: SDG GOAL 9



12 INDICATORS



AVAILABLE



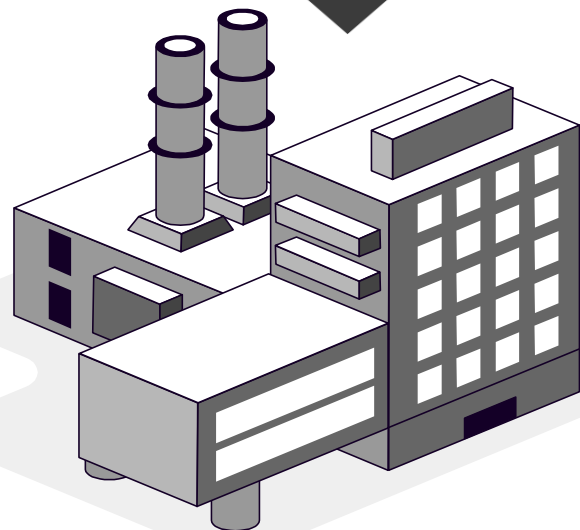
NOT AVAILABLE



NOT RELEVANT

DATA SOURCE

DOSM AGENCIES
50% 50%



INDICATORS GOAL 9



9.2.1 Manufacturing value added as a proportion of GDP and per capita

Manufacturing value added per capita (Ringgit Malaysia)

2018

9,413

2019

9,709 ↑



9.2.2 Manufacturing employment as a proportion of total employment

16.9%


17.3% ↑



9.3.1 Proportion of small-scale industries in total industry value added

34.4%

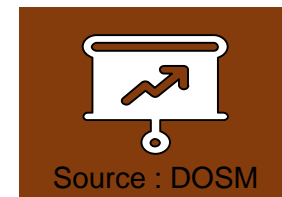
34.6% ↑



9.b.1 Proportion of medium and high-tech industry value added in total value added

45.8%

45.7% ↓



9.3.2 Proportion of small-scale industries with a loan or line of credit

2015
53.8%

INDICATORS GOAL 9 (Cont'd)



9.1.2 Passenger and freight volumes, by mode of transport

- a. Number of rail passengers (million)
- b. Number of passengers handled by airport (million)
- c. Freight volumes and containers handled by KTMB ('000 tonnes)
- d. Cargo handled by airport ('000 tonnes)
- e. Cargo throughput by port ('000 tonnes)

2018

260.4
102.4
5,944
965.8
570.7

2019

283.3 ↑
109.4 ↑
5,973 ↑
942.6 ↓
595.5 ↑



9.c.1 Proportion of population covered by a mobile network

96.3

96.7 ↑



9.5.1 Research and development expenditure as a proportion of GDP

2016
1.4%

2018
1.0% ↓



9.5.2 Researchers (in full time equivalent) per million inhabitants

2016
2,325

2018
2,127 ↓



9.4.1. CO2 emission per unit of value added *proxy: CO2 equivalent emissions per GDP*

2011
280.0

2014
314.3 ↓



9.1.1



Proportion of the rural population who live within 2 km of an all-season road

- Planning 1: Obtain data from Malaysia Population & Housing Census 2020
- Planning 2: Conducting Multiple Indicator Cluster Survey (MICS) for annual statistics



9.a.1

Total official international support (official development assistance plus other official flows) to infrastructure

- Not relevant



CHALLENGES

Disaggregated Data

- Granular data is not available in current surveys;
- i.e State, strata, type of technology.

Administrative Data

- Data sources are not centralised;
- Metadata is not clearly defined;
- Format data/ unstructured data is challenging and takes time to process;
- Inconsistent of time series data

Statistical Literacy

- Awareness of the importance of the SDGs statistics.



OVERCOME

Questionnaire

- Revise/ update current surveys questionnaire;
- Planning new survey.

Data Quality

- Partnership: Meeting/ discussion/ briefing/ seminar;
- Discuss the SDG metadata and harmonise data from agencies

Understanding

- Promote the concept and importance of SDGs to agencies and communities

THANK YOU

BANCI MALAYSIA

20.1.2021 – 6.2.2021 (Face To Face)

POPULATION & HOUSING
CENSUS 2020
MALAYSIA

YOUR DATA IS OUR FUTURE



#MyCensus2020
7.7.2020

**Make Sure You're
COUNTED**

For More Info : www.dosm.gov.my
www.mycensus.gov.my



20 OCT



2016-2030

