



**Scorecard on OIC-SWG activities:**  
*Where do we stand on coordination,  
harmonization and standardization?*

**Data Resources and Statistics Department**

## Why SWG?

1. Uncoordinated multiple databases (ICDT-Trade databases; SESRIC-BaseIND; IDB-COSDAT; ICCI-DataBank etc.)
2. Missed opportunities...niche areas neglected (oversight for OIC/IDB initiatives, developing indices, compiling statistics on Islamic variables-e.g zakat, awqaf, islamic finance; intra-investment, poverty, setting standards & harmonizing practices)
3. Outlived mandates (repositioning to remain relevant and responsive)
4. Overlapping activities (duplication of efforts)

5. Least cited publications/reports (visibility marginal)
6. Fragmented statistical activities (arbitrary and supply-driven)
7. Financial resources meager and no regular stream of income
8. Manpower extremely low (lack of competent and professional statisticians with mixed skills)
9. Lack of focus
10. Published reports fraught with inconsistency (conflicting figures abound) and abuse of statistical techniques ubiquitous (e.g. aggregation method??)

## An Illustration: Exports of goods and services (Annual % change)

		2000	2001	2002	2003	2004	2005	2006
Saudi Arabia	SESRIC*	5.9	-1.1	-7.2	20.0	..	..	..
	ICDT**	0.0	0.0	0.0	..	..	..	..
	IDB***	46.7	-11.3	6.4	27.7	33.2	42.6	27.4
Bangladesh	SESRIC*	14.4	14.9	-2.3	6.9	12.5	15.6	15.7
	ICDT**	0.0	0.0	0.0	0.0	0.0	..	..
	IDB***	9.2	9.7	-6.1	8.6	19.0	13.6	10.5

Sources: \* SESRIC's BaseIND (accessed 24 March 2008); \*\*ICDT's Trade Databases (Economic Indicators), accessed 24 March 2008;

\*\*\*IDB Statistical Monograph No. 28, from IDB Live Database (= World Bank's World Development Indicators Database)

Which of these figures are correct, SESRIC's, ICDT's or IDB's? .... a \$1 Million question!!!

# What options are available for OIC Institutions?

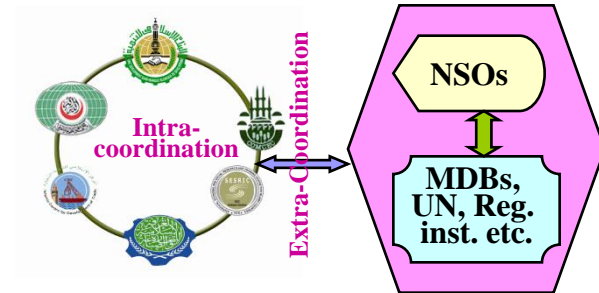
## Option 1: Siloed or Business as Usual

- Duplication of activities
- Wastage of scarce resources
- Lack of synergy
- Conflicting figures in reports
- No common position at international Fora



## Option 2: Partnership & Cooperation

- Coordination of activities
- Greater synergy
- Increased productivity/efficiency
- Enhanced quality of publication
- Focused and responsiveness
- Oversight for implementing OIC initiatives
- Resources better managed
- Leveraged best practices
- Access to harmonized data
- Common position at International Fora



Inception of OIC



25-March-2008



Time-t

← Paradigm Maintenance →

← Paradigm Shift →

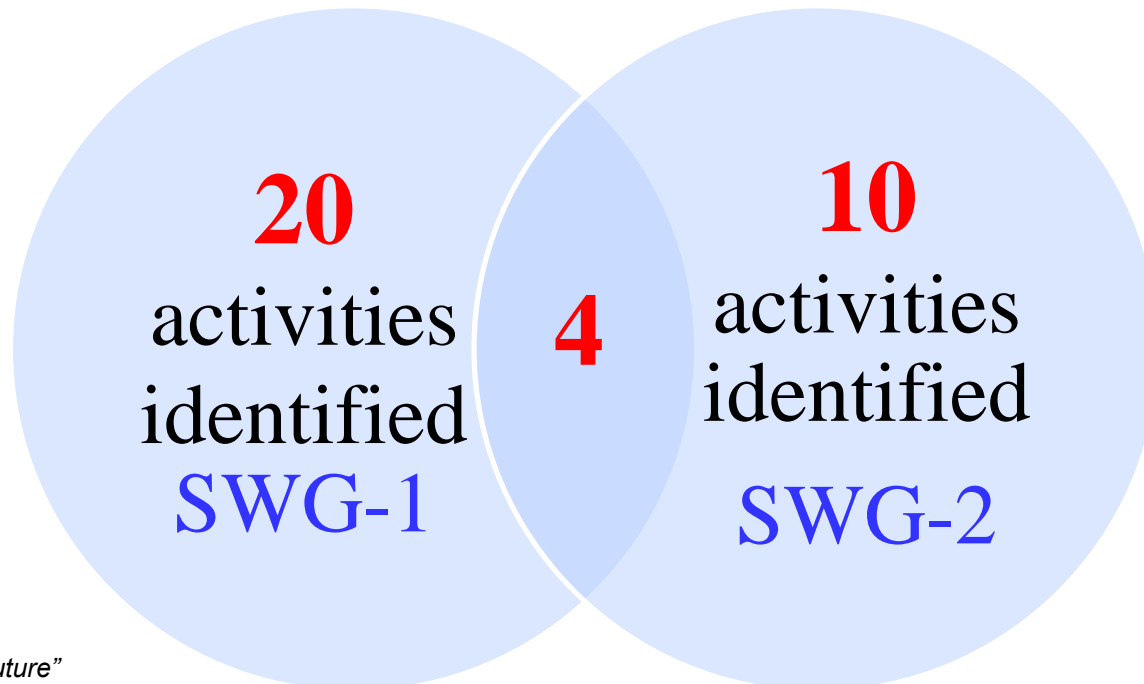
### 3 guiding pillars of SWG:

- **Coordinate** statistical activities *to save cost and avoid duplication of efforts*
- **Harmonize** sources of data *to avoid sending conflicting messages to the public and policy makers*
- **Standardize** methods of calculating aggregation *to avoid reporting conflicting figures in our respective statistical publications.*

## The journey so far:

- 1<sup>st</sup> Meeting of SWG organized by IDB on 25 March 2008
- 2<sup>nd</sup> Meeting hosted by SESRIC in Ankara on 15-16 June 2009

## Stylized Facts as of today:



# Distribution of activities by the 3 pillars of SWG

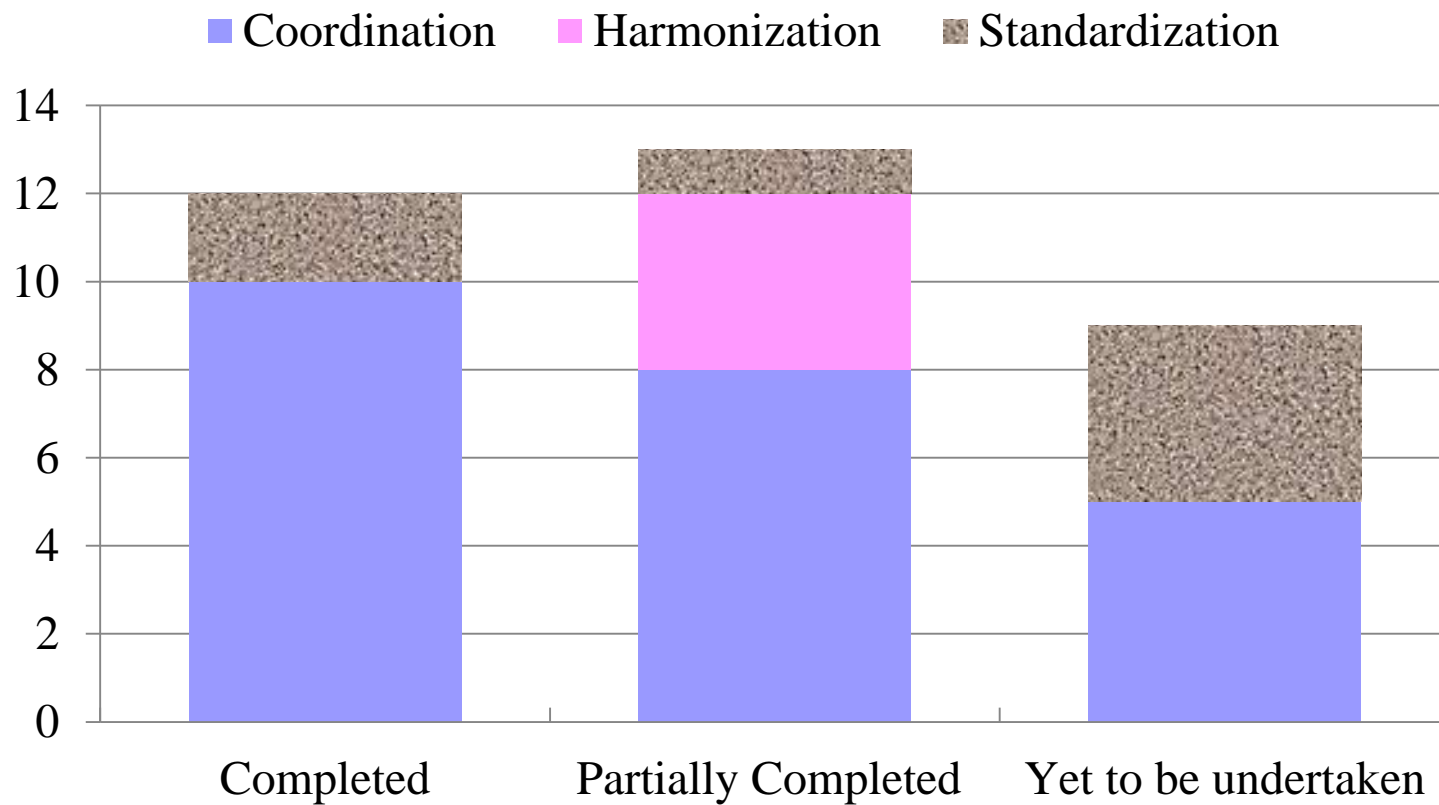
	Coordination	Harmonization	Standardization	Total
SWG-1	11	3	6	20
SWG-2	9	-	1	10
Both	3	1	-	4
<b>Total</b>	<b>23</b> (68%)	<b>4</b> (12%)	<b>7</b> (21%)	<b>34</b>



# Scorecard

	Completed	Partially completed	Yet to be undertaken	Total
SWG-1	7 (35%)	6 (30%)	7 (35%)	20
SWG-2	5 (50%)	3 (30%)	2 (20%)	10
Both	-	4 (100%)	-	4
<b>Total</b>	<b>12 (35%)</b>	<b>13 (38%)</b>	<b>9 (27%)</b>	<b>34</b>

# Scorecard



# Objectives of SWG-3

- Review progress of SWG activities
- Share experiences and good practices
- Identify initiatives that could possibly be jointly undertaken and
- Discuss preparation for OIC Statistical Commission and publications of SWG for the forthcoming OIC Summit.



**Thank you**